

BCC Program Snapshot

11/21/2019

| | Committed Funding | Reimbursed | Percent Complete | LMI Projected (% of own funding) | LMI Actual (% of own funding) |
|--|----------------------|----------------------|------------------|-------------------------------------|----------------------------------|
| INFRASTRUCTURE | | | | | |
| Boulder County | \$ 21,149,698 | \$ 15,871,433 | 75.0% | 41.9% | 34.5% |
| City of Boulder | \$ 7,132,563 | \$ 7,142,696 | 100.1% | 100.0% | 100.0% |
| Jamestown | \$ 4,000,327 | \$ 2,526,465 | 63.2% | 100.0% | 100.0% |
| Longmont | \$ 11,572,069 | \$ 2,225,155 | 19.2% | 100.0% | 100.0% |
| Louisville | \$ 974,587 | \$ 978,272 | 100.4% | 0.0% | 0.0% |
| Lyons | \$ 9,990,901 | \$ 5,095,585 | 51.0% | 0.4% | 6.8% |
| Nederland | \$ 150,497 | \$ 159,579 | 106.0% | 0.0% | 0.0% |
| SVLHWCD | \$ 510,000 | \$ - | 0.0% | 0.0% | 0.0% |
| Longmont Set Aside PD <i>(including Hagerty set aside)</i> | \$ 1,561,623 | \$ * | | | |
| TOTAL | \$ 57,042,264 | \$ 33,999,185 | 59.6% | 58.9% | 49.2% |

*Reimbursed amount included in Community line item

| | | | | | |
|--------------------------------------|----------------------|---------------------|--------------|--------------|--------------|
| HOUSING | | | | | |
| Boulder County | \$ 12,944,132 | \$ 6,810,557 | 52.6% | 64.5% | 69.9% |
| Longmont (complete) | \$ 1,084,946 | \$ 1,084,946 | 100.0% | 89.9% | 89.9% |
| Longmont - BoCo HAP PD Set Aside | \$ 798,024 | \$ * | | | |
| Longmont - Countywide DPA (complete) | \$ 393,802 | \$ 393,802 | 100.0% | 100.0% | 100.0% |
| TOTAL | \$ 15,220,904 | \$ 8,289,305 | 54.5% | 72.6% | 75.8% |

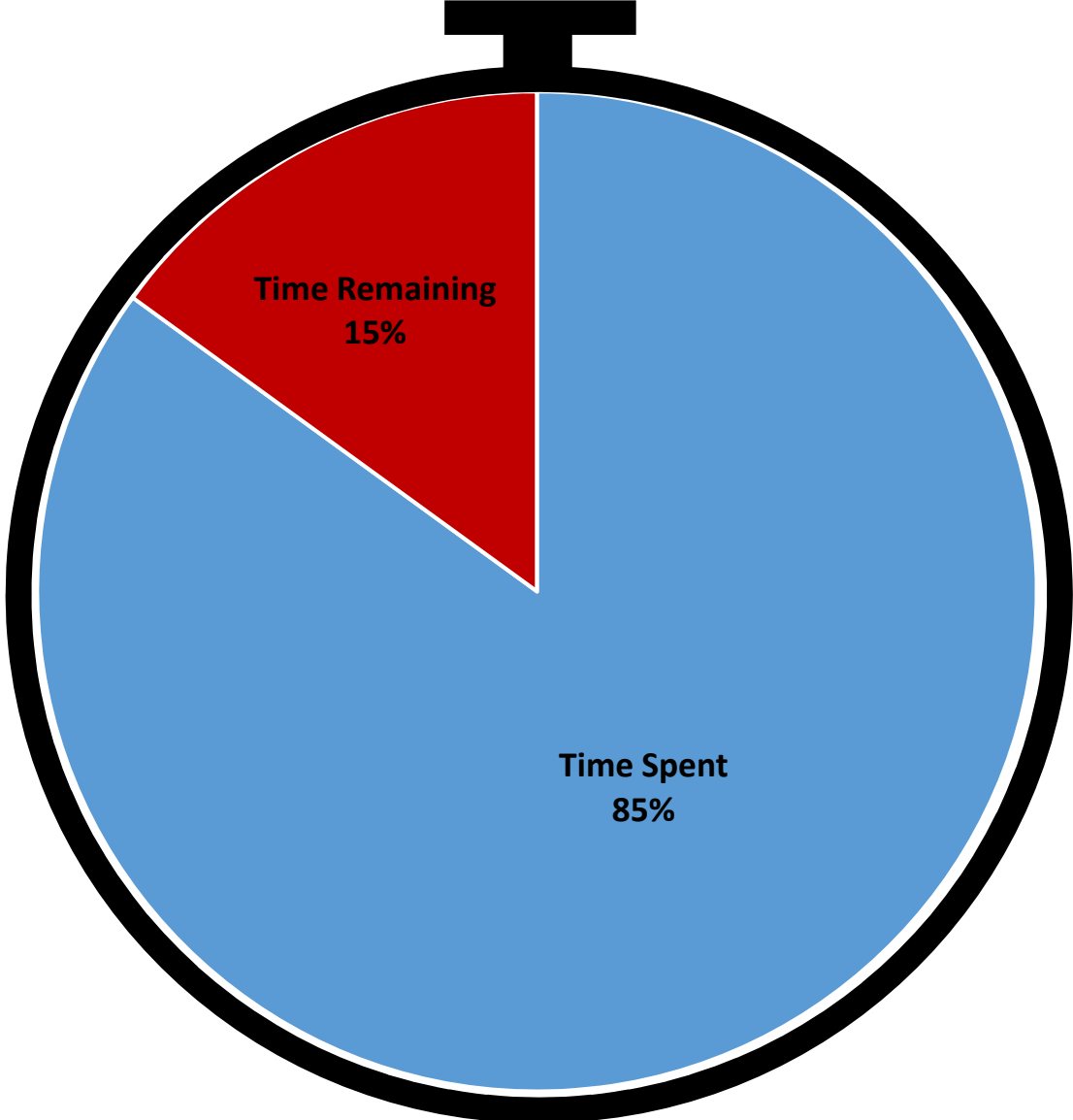
*Reimbursed amount included in Boulder County line item

| | | | | | |
|--------------|---------------------|---------------------|--------------|------------|------------|
| ADMIN | \$ 2,211,109 | \$ 1,884,213 | 85.2% | N/A | N/A |
|--------------|---------------------|---------------------|--------------|------------|------------|

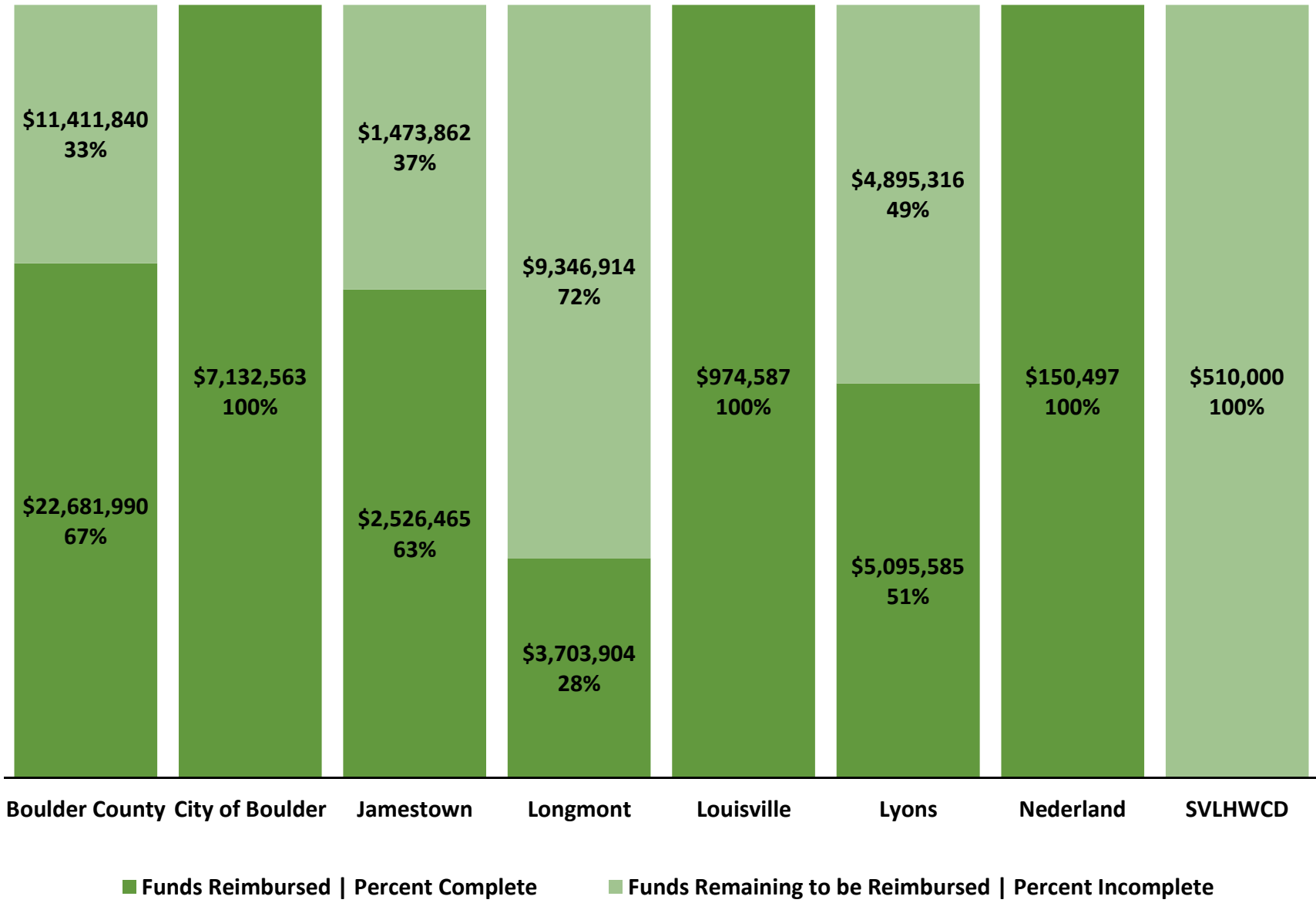
| | | | | | |
|-----------------|-------------------|-------------------|---------------|------------|------------|
| PLANNING | \$ 107,151 | \$ 107,151 | 100.0% | N/A | N/A |
|-----------------|-------------------|-------------------|---------------|------------|------------|

| | | | | | |
|--------------------|----------------------|----------------------|--------------|--------------|--------------|
| GRAND TOTAL | \$ 74,581,428 | \$ 44,279,854 | 59.4% | 59.4% | 56.4% |
|--------------------|----------------------|----------------------|--------------|--------------|--------------|

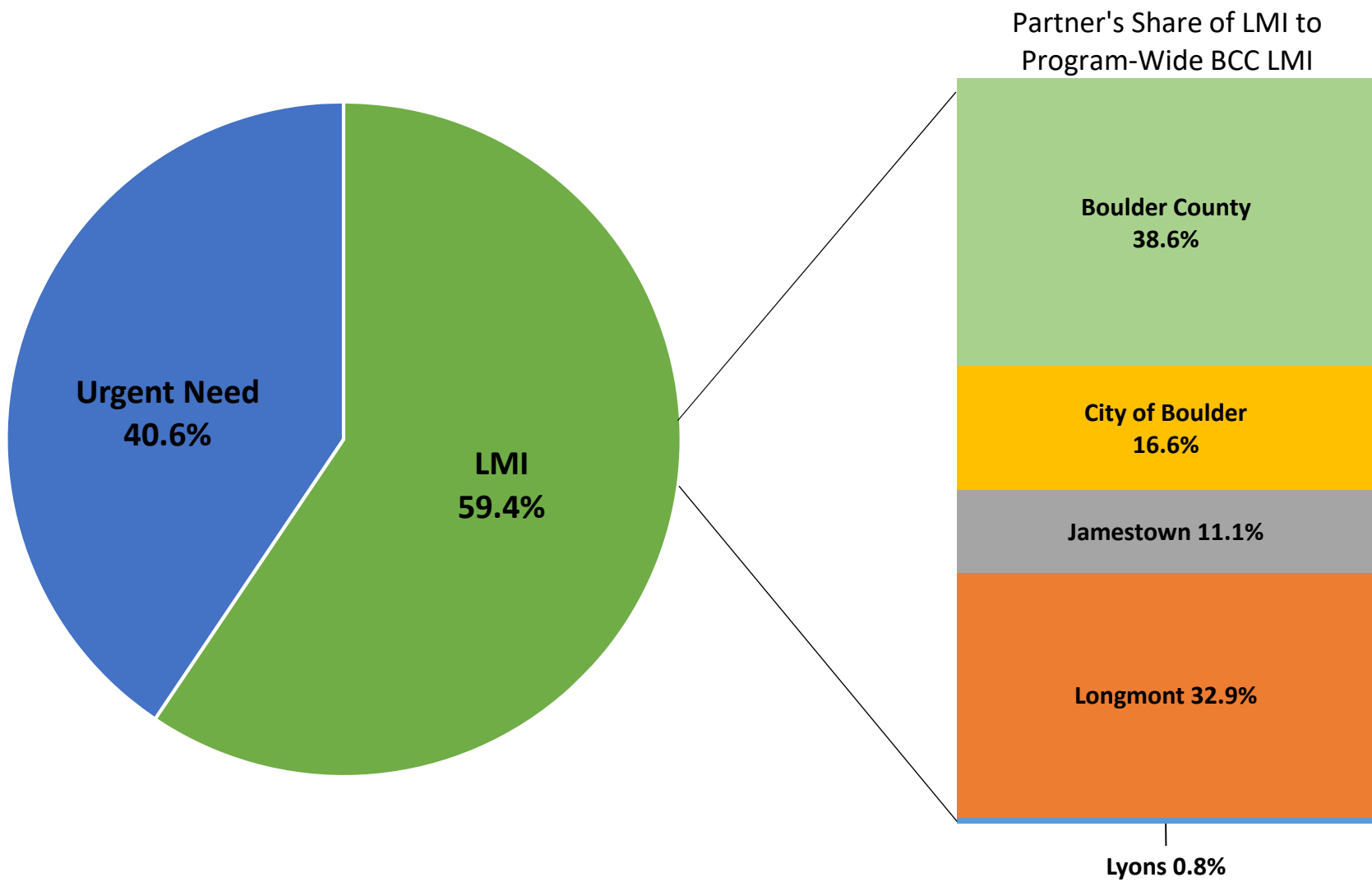
Extended Grant Timeframe - 9/30/2020



BCC Partner Funding for Entire Grant Program

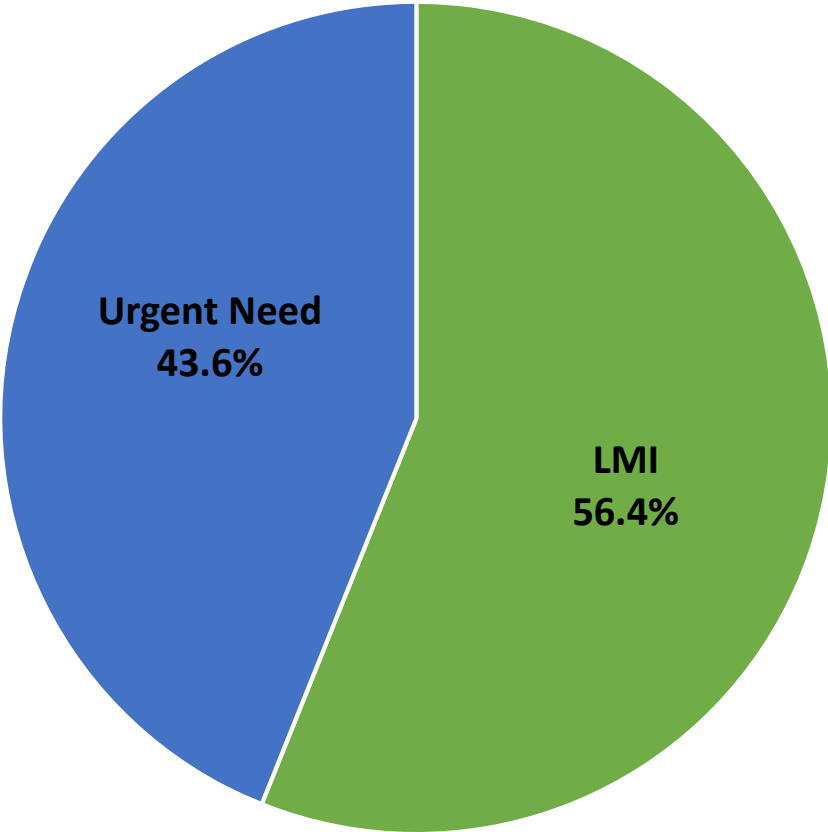


BCC **Projected** National Objective Percentages for Entire Grant Program

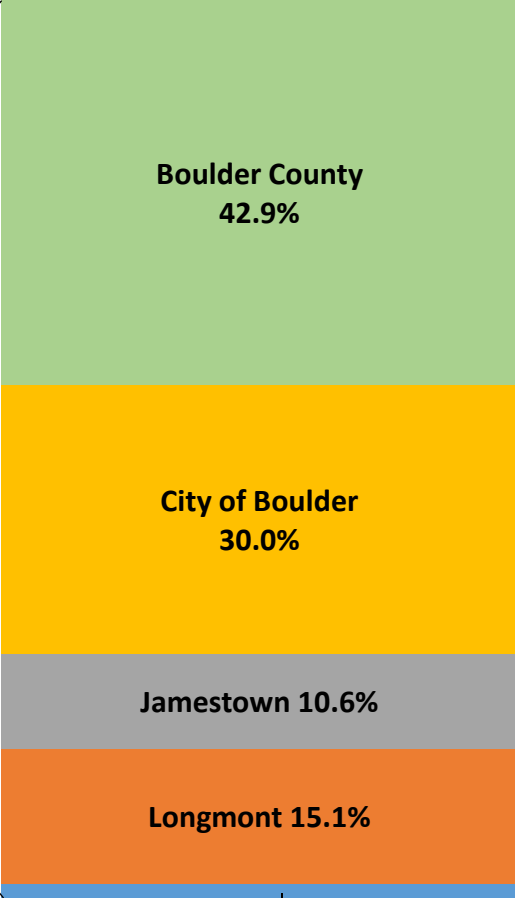


BCC **Actual** National Objective Percentages for Entire Grant Program

Based on Actual Draws as of 11/21/19



Partner's Share of LMI to Program-Wide BCC LMI



Lyons 1.4%