

# BCC Program Snapshot

10/8/2020

	Committed Funding	Longmont Set-Aside PD	Total Funding	Reimbursed	Percent Complete	LMI Projected (% of own funding)	LMI Actual (% of own funding)
<b>INFRASTRUCTURE</b>							
Boulder County*	\$ 22,468,624	\$ 173,014	\$ 22,641,638	\$ 18,936,601	83.6%	41.9%	36.4%
City of Boulder	\$ 7,132,563	\$ 10,133	\$ 7,142,696	\$ 7,142,696	100.0%	100.0%	100.0%
Jamestown	\$ 3,250,327	\$ 207,261	\$ 3,457,588	\$ 3,123,252	90.3%	100.0%	99.3%
Longmont*	\$ 14,776,868	\$ 212,935	\$ 14,989,803	\$ 8,458,364	56.4%	100.0%	100.0%
Louisville	\$ 974,587	\$ 3,686	\$ 978,272	\$ 978,272	100.0%	0.0%	0.0%
Lyons*	\$ 11,408,472	\$ 628,761	\$ 12,037,233	\$ 7,756,068	64.4%	0.4%	4.4%
Nederland	\$ 150,497	\$ 9,082	\$ 159,579	\$ 159,579	100.0%	0.0%	0.0%
SVLHWCD	\$ 510,000	\$ 25,246	\$ 535,246	\$ 82,014	15.3%	0.0%	0.0%
<b>TOTAL</b>	<b>\$ 60,671,937</b>	<b>\$ 1,270,119</b>	<b>\$ 61,942,056</b>	<b>\$ 46,636,845</b>	<b>75.3%</b>	<b>58.9%</b>	<b>54.0%</b>

\*New committed project funding included (DOLA awarded only)

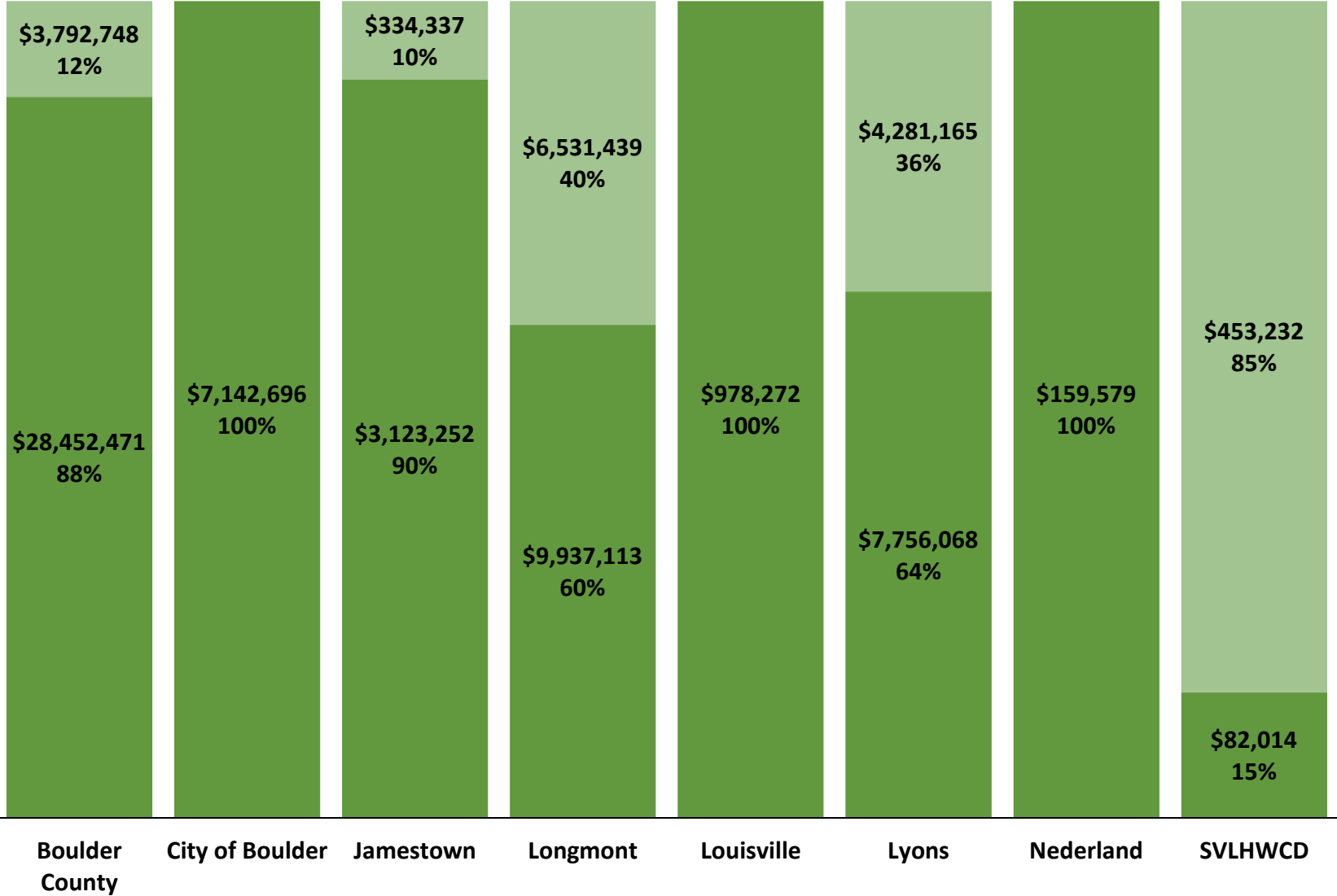
<b>HOUSING</b>							
Boulder County	\$ 9,168,003	\$ 435,578	\$ 9,603,581	\$ 9,515,871	99.1%	64.5%	64.2%
Longmont (complete)	\$ 1,084,946	\$ -	\$ 1,084,946	\$ 1,084,946	100.0%	89.9%	89.9%
Longmont - Countywide DPA (complete)	\$ 393,802	\$ -	\$ 393,802	\$ 393,802	100.0%	100.0%	100.0%
<b>TOTAL</b>	<b>\$ 10,646,752</b>	<b>\$ 435,578</b>	<b>\$ 11,082,330</b>	<b>\$ 10,994,619</b>	<b>99.2%</b>	<b>72.6%</b>	<b>68.0%</b>

<b>ADMIN</b>	<b>\$ 2,233,946</b>	<b>\$ -</b>	<b>\$ 2,233,946</b>	<b>\$ 1,955,149</b>	<b>87.5%</b>	<b>N/A</b>	<b>N/A</b>
--------------	---------------------	-------------	---------------------	---------------------	--------------	------------	------------

<b>PLANNING</b>	<b>\$ 107,151</b>	<b>\$ -</b>	<b>\$ 107,151</b>	<b>\$ 107,151</b>	<b>100.0%</b>	<b>N/A</b>	<b>N/A</b>
-----------------	-------------------	-------------	-------------------	-------------------	---------------	------------	------------

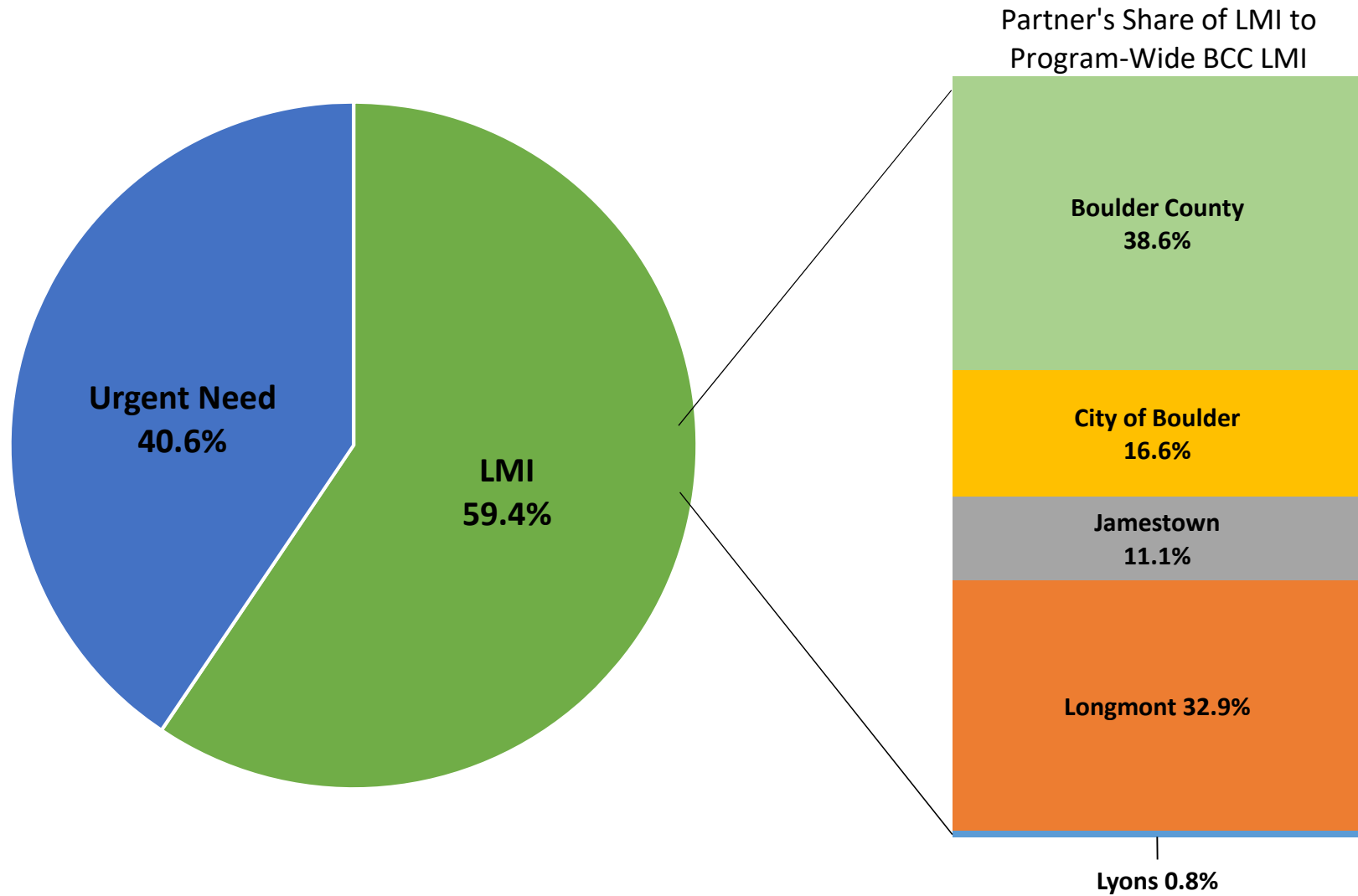
<b>GRAND TOTAL</b>	<b>\$ 73,659,785</b>	<b>\$ 1,705,697</b>	<b>\$ 75,365,482</b>	<b>\$ 59,693,763</b>	<b>81.0%</b>	<b>59.4%</b>	<b>58.0%</b>
--------------------	----------------------	---------------------	----------------------	----------------------	--------------	--------------	--------------

### BCC Partner Funding for Entire Grant Program



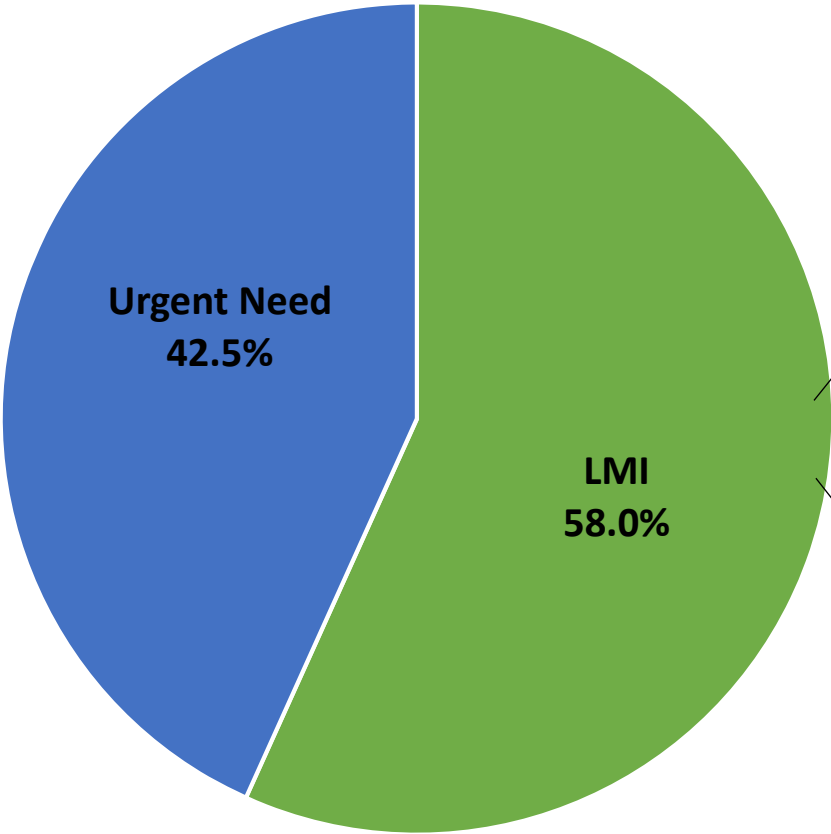
■ Funds Reimbursed | Percent Complete    ■ Funds Remaining to be Reimbursed | Percent Incomplete

## BCC **Projected** National Objective Percentages for Entire Grant Program

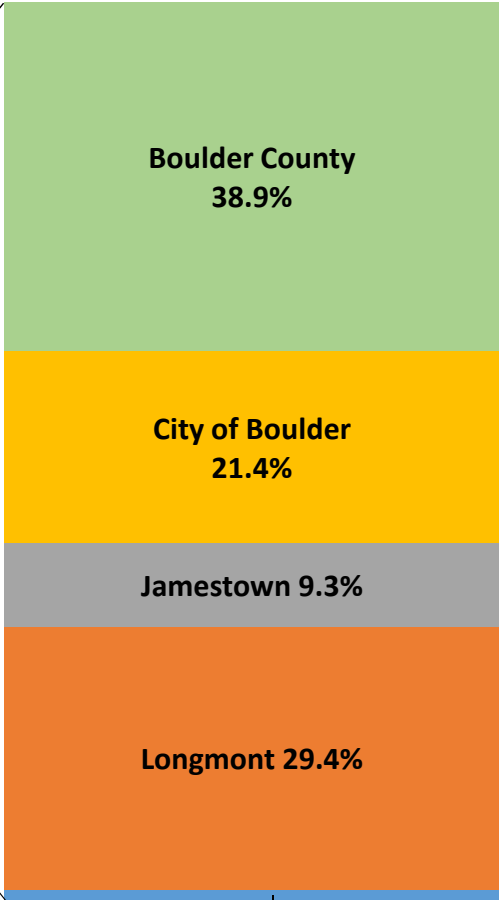


# BCC **Actual** National Objective Percentages for Entire Grant Program

Based on Actual Draws as of 10/8/20



Partner's Share of LMI to Program-Wide BCC LMI



Lyons 1.0%