

BCC Program Snapshot

8/13/2020

	Committed Funding	Longmont Set-Aside PD	Total Funding	Reimbursed	Percent Complete	LMI Projected (% of own funding)	LMI Actual (% of own funding)
INFRASTRUCTURE							
Boulder County	\$ 21,410,698	\$ 169,014	\$ 21,579,712	\$ 18,512,455	85.8%	41.9%	37.3%
City of Boulder	\$ 7,132,563	\$ 10,133	\$ 7,142,696	\$ 7,142,696	100.0%	100.0%	100.0%
Jamestown	\$ 3,250,327	\$ 207,261	\$ 3,457,588	\$ 2,766,371	80.0%	100.0%	100.0%
Longmont	\$ 13,840,683	\$ 216,935	\$ 14,057,618	\$ 6,356,971	45.2%	100.0%	100.0%
Louisville	\$ 974,587	\$ 3,686	\$ 978,272	\$ 978,272	100.0%	0.0%	0.0%
Lyons	\$ 10,572,287	\$ 621,711	\$ 11,193,998	\$ 7,303,533	65.2%	0.4%	4.7%
Nederland	\$ 150,497	\$ 9,082	\$ 159,579	\$ 159,579	100.0%	0.0%	0.0%
SVLHWCD	\$ 510,000	\$ 25,246	\$ 535,246	\$ 82,014	15.3%	0.0%	0.0%
TOTAL	\$ 57,841,641	\$ 1,263,069	\$ 59,104,710	\$ 43,301,891	73.3%	58.9%	54.0%

*Reimbursed amount included in Community line item

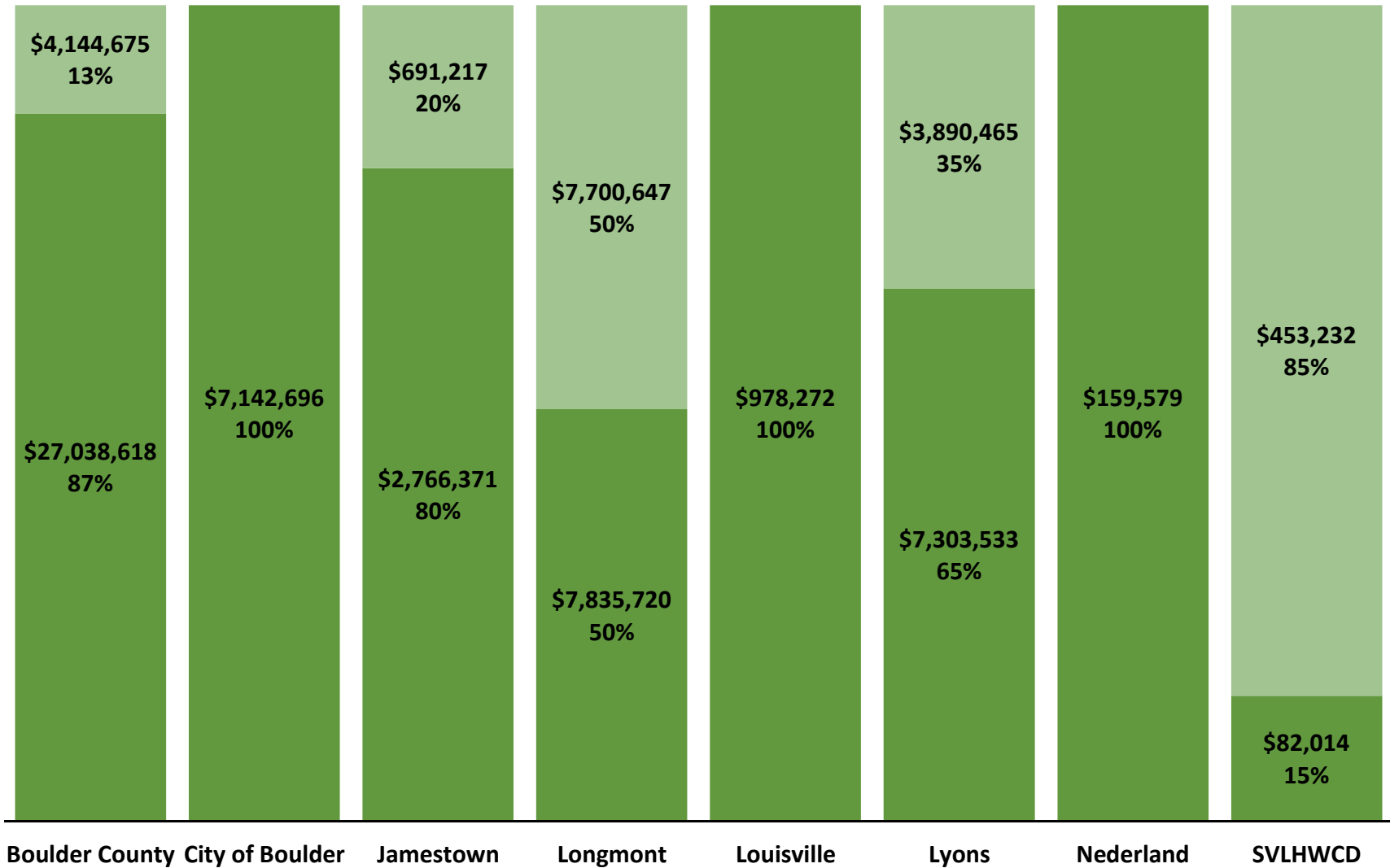
HOUSING							
Boulder County	\$ 9,168,003	\$ 435,578	\$ 9,603,581	\$ 8,526,164	93.0%	64.5%	67.4%
Longmont (complete)	\$ 1,084,946	\$ -	\$ 1,084,946	\$ 1,084,946	100.0%	89.9%	89.9%
Longmont - Countywide DPA (complete)	\$ 393,802	\$ -	\$ 393,802	\$ 393,802	100.0%	100.0%	100.0%
TOTAL	\$ 10,646,752	\$ 435,578	\$ 11,082,330	\$ 10,004,912	94.0%	72.6%	71.2%

ADMIN	\$ 2,148,825	\$ -	\$ 2,148,825	\$ 1,951,241	90.8%	N/A	N/A
--------------	---------------------	-------------	---------------------	---------------------	--------------	------------	------------

PLANNING	\$ 107,151	\$ -	\$ 107,151	\$ 107,151	100.0%	N/A	N/A
-----------------	-------------------	-------------	-------------------	-------------------	---------------	------------	------------

GRAND TOTAL	\$ 70,744,369	\$ 1,698,647	\$ 72,443,015	\$ 55,365,195	78.3%	59.4%	57.5%
--------------------	----------------------	---------------------	----------------------	----------------------	--------------	--------------	--------------

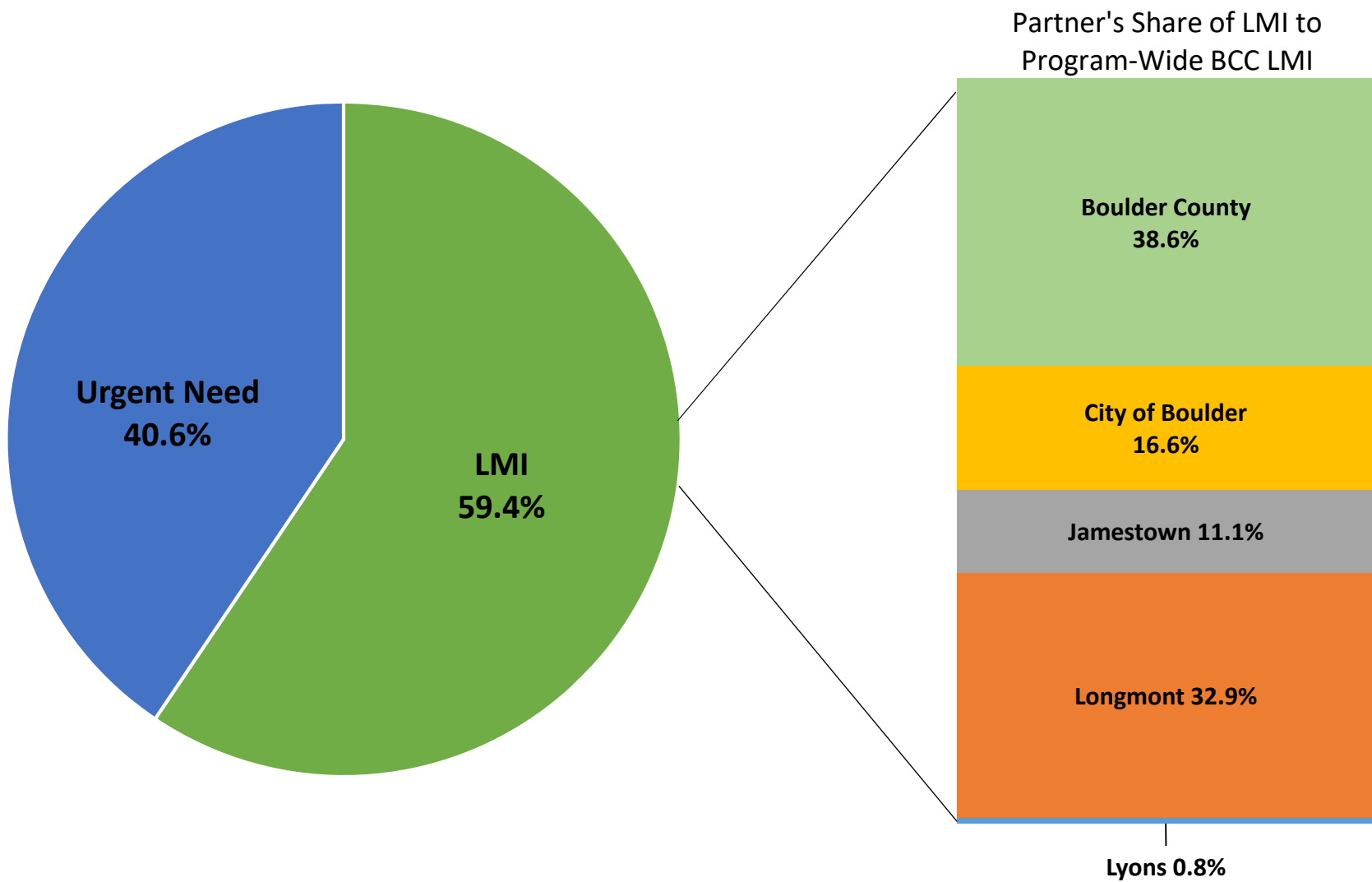
BCC Partner Funding for Entire Grant Program



■ Funds Reimbursed | Percent Complete

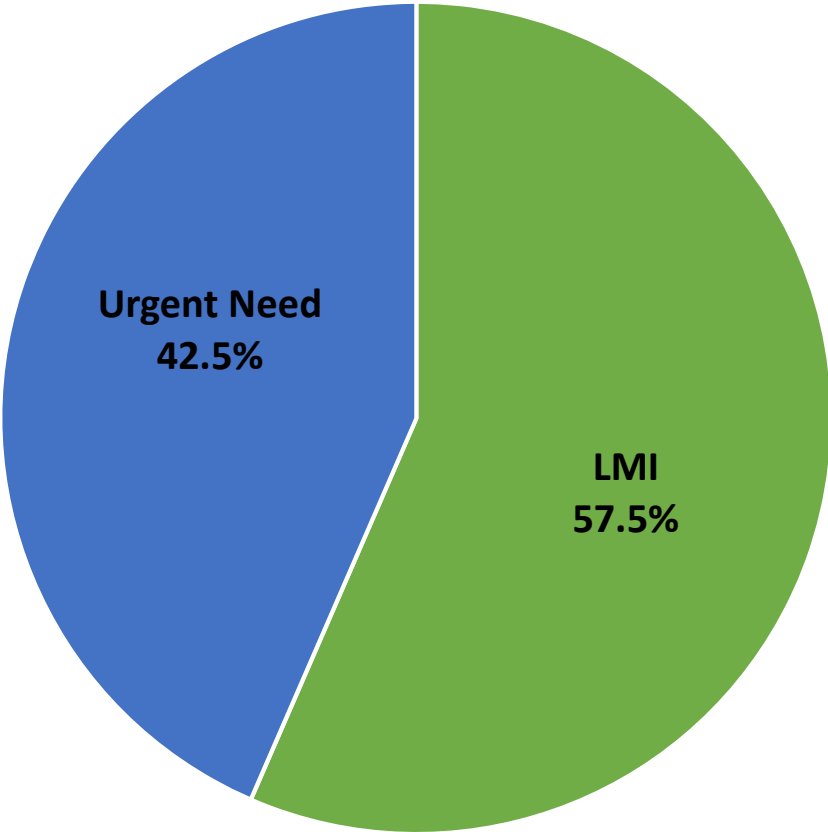
■ Funds Remaining to be Reimbursed | Percent Incomplete

BCC **Projected** National Objective Percentages for Entire Grant Program

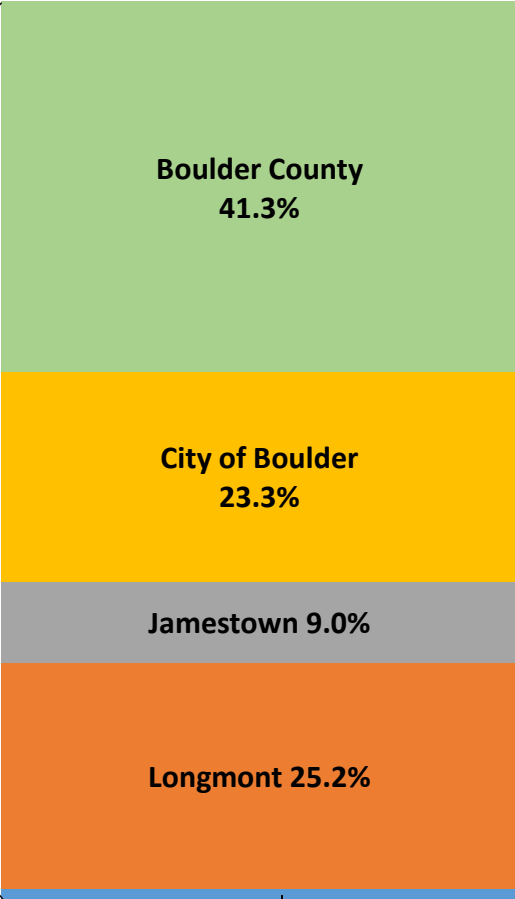


BCC **Actual** National Objective Percentages for Entire Grant Program

Based on Actual Draws as of 8/13/20



Partner's Share of LMI to Program-Wide BCC LMI



Lyons 1.1%