

BCC Program Snapshot

7/12/2021

	Awarded Funding	Longmont Set-Aside PD	Total Funding	Reimbursed	Remaining to Reimburse	Percent Complete	LMI Projected (% of own funding)	LMI Actual (% of own funding)
INFRASTRUCTURE								
Boulder County*	\$ 22,693,690	\$ 169,014	\$ 22,862,704	\$ 21,751,915	\$ 1,110,789	95.1%	41.9%	33.6%
City of Boulder	\$ 7,132,563	\$ 10,133	\$ 7,142,696	\$ 7,142,696	\$ -	100.0%	100.0%	100.0%
Jamestown	\$ 3,123,252	\$ 149,481	\$ 3,272,732	\$ 3,272,732	\$ -	100.0%	100.0%	100.0%
Longmont*	\$ 15,486,751	\$ 216,935	\$ 15,703,686	\$ 14,508,402	\$ 1,195,284	92.4%	100.0%	100.0%
Louisville	\$ 974,587	\$ 3,686	\$ 978,272	\$ 978,272	\$ -	100.0%	0.0%	0.0%
Lyons*	\$ 11,445,726	\$ 686,542	\$ 12,132,268	\$ 10,575,990	\$ 1,556,278	87.2%	0.4%	3.2%
Nederland	\$ 150,497	\$ 9,082	\$ 159,579	\$ 159,579	\$ -	100.0%	0.0%	0.0%
SVLHWCD	\$ 510,000	\$ 25,246	\$ 535,246	\$ 517,983	\$ 17,264	96.8%	0.0%	0.0%
Unawarded Funding (goes to RSVP)	\$ 142,400	\$ -	\$ 142,400	\$ -	\$ 142,400	0.0%	100.0%	0.0%
TOTAL	\$ 61,659,465	\$ 1,270,119	\$ 62,929,583	\$ 58,907,569	\$ 4,022,015	93.6%	58.9%	55.3%

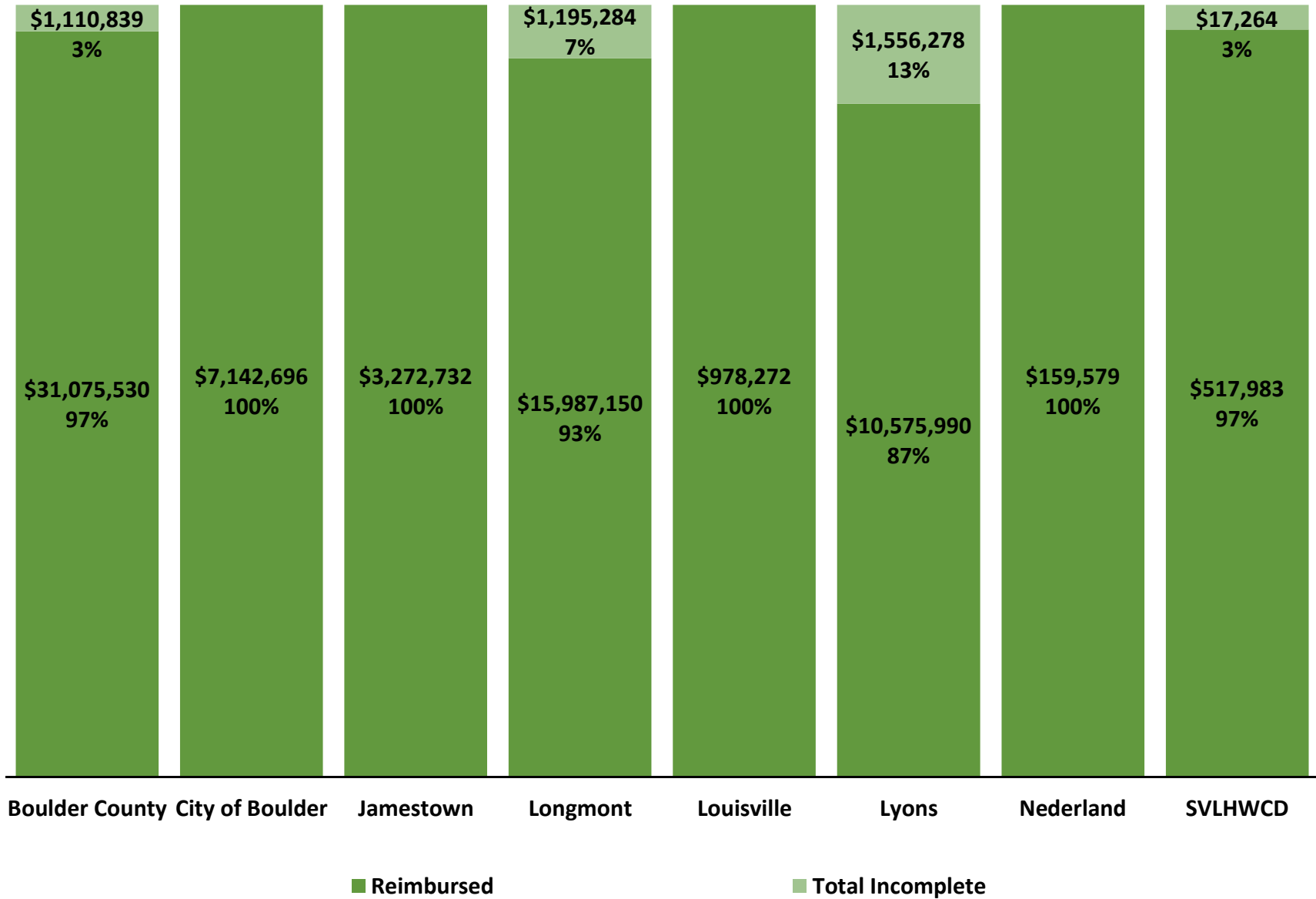
HOUSING								
Boulder County	\$ 8,949,987	\$ 373,678	\$ 9,323,665	\$ 9,323,615	\$ 50	100.0%	64.5%	65.6%
Longmont (complete)	\$ 1,084,946	\$ -	\$ 1,084,946	\$ 1,084,946	\$ -	100.0%	89.9%	89.9%
Longmont - Countywide DPA (complete)	\$ 393,802	\$ -	\$ 393,802	\$ 393,802	\$ -	100.0%	100.0%	100.0%
TOTAL	\$ 10,428,735	\$ 373,678	\$ 10,802,413	\$ 10,802,363	\$ 50	100.0%	72.6%	69.3%

ADMIN	\$ 2,250,902	\$ -	\$ 2,250,902	\$ 2,028,815	\$ 222,086	90.1%	N/A	N/A
--------------	---------------------	-------------	---------------------	---------------------	-------------------	--------------	------------	------------

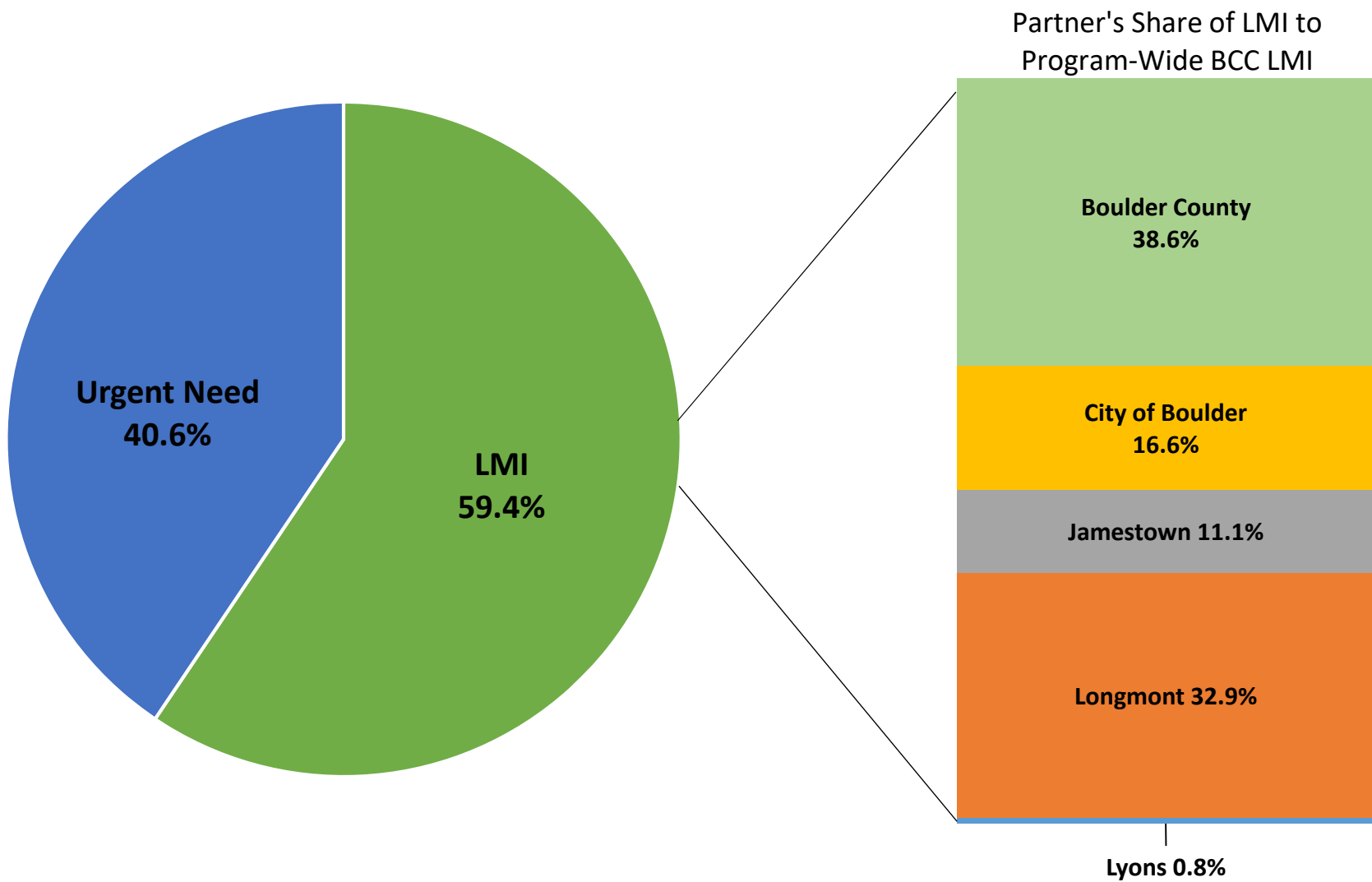
PLANNING	\$ 107,151	\$ -	\$ 107,151	\$ 107,151	\$ -	100.0%	N/A	N/A
-----------------	-------------------	-------------	-------------------	-------------------	-------------	---------------	------------	------------

GRAND TOTAL	\$ 74,446,252	\$ 1,643,797	\$ 76,090,049	\$ 71,845,898	\$ 4,244,151	96.5%	59.4%	57.5%
--------------------	----------------------	---------------------	----------------------	----------------------	---------------------	--------------	--------------	--------------

BCC Partner Funding for Entire Grant Program

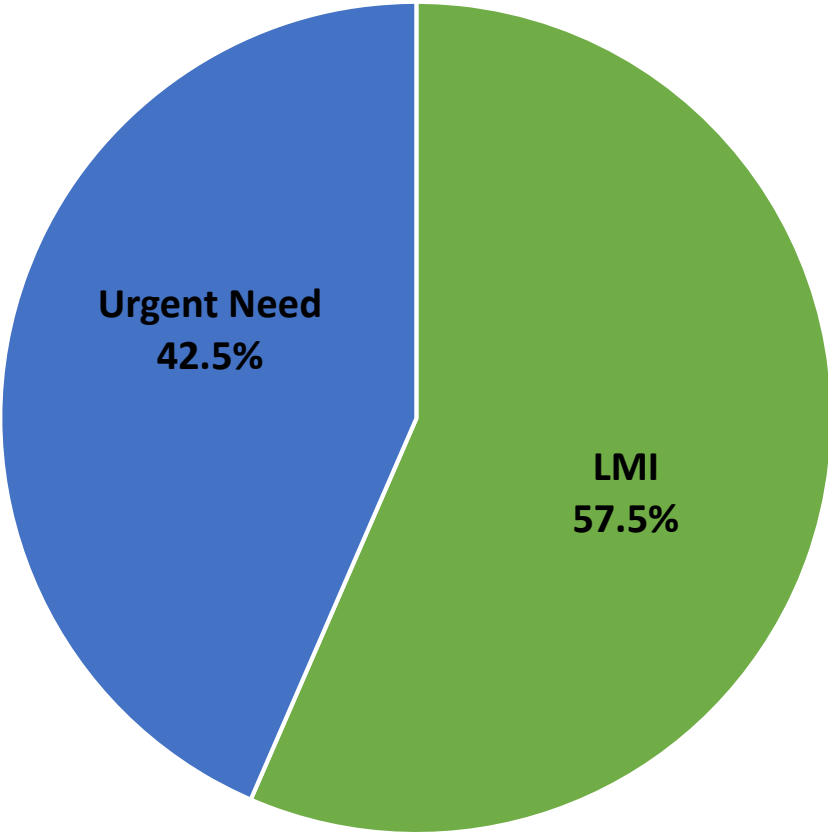


BCC **Projected** National Objective Percentages for Entire Grant Program

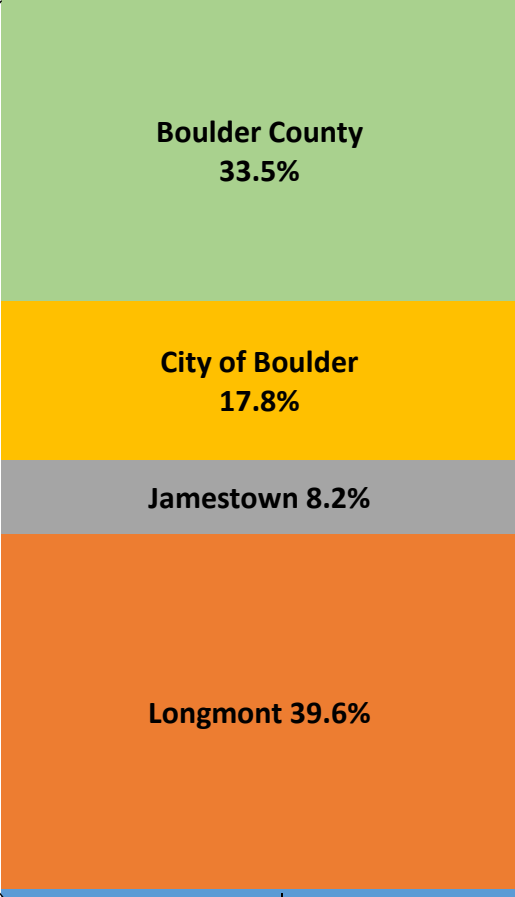


BCC **Actual** National Objective Percentages for Entire Grant Program

Based on Actual Draws as of 7/12/21



Partner's Share of LMI to Program-Wide BCC LMI



Lyons 0.9%