

BCC Program Snapshot

6/21/2021

	Committed Funding	Longmont Set-Aside PD	Total Funding	Reimbursed	Remaining to Reimburse	Percent Complete	LMI Projected (% of own funding)	LMI Actual (% of own funding)
INFRASTRUCTURE								
Boulder County*	\$ 22,693,690	\$ 169,014	\$ 22,862,704	\$ 21,241,066	\$ 1,621,639	92.9%	41.9%	33.1%
City of Boulder	\$ 7,132,563	\$ 10,133	\$ 7,142,696	\$ 7,142,696	\$ -	100.0%	100.0%	100.0%
Jamestown	\$ 3,123,252	\$ 149,481	\$ 3,272,732	\$ 3,272,732	\$ -	100.0%	100.0%	100.0%
Longmont*	\$ 15,486,751	\$ 216,935	\$ 15,703,686	\$ 12,625,518	\$ 3,078,169	80.4%	100.0%	100.0%
Louisville	\$ 974,587	\$ 3,686	\$ 978,272	\$ 978,272	\$ -	100.0%	0.0%	0.0%
Lyons*	\$ 11,445,726	\$ 686,542	\$ 12,132,268	\$ 10,574,349	\$ 1,557,918	87.2%	0.4%	3.2%
Nederland	\$ 150,497	\$ 9,082	\$ 159,579	\$ 159,579	\$ -	100.0%	0.0%	0.0%
SVLHWCD	\$ 510,000	\$ 25,246	\$ 535,246	\$ 517,929	\$ 17,317	96.8%	0.0%	0.0%
Unawarded Funding	\$ 142,400	\$ -	\$ 142,400	\$ -	\$ 142,400			
TOTAL	\$ 61,659,465	\$ 1,270,119	\$ 62,929,583	\$ 56,512,141	\$ 6,417,443	89.8%	58.9%	53.8%

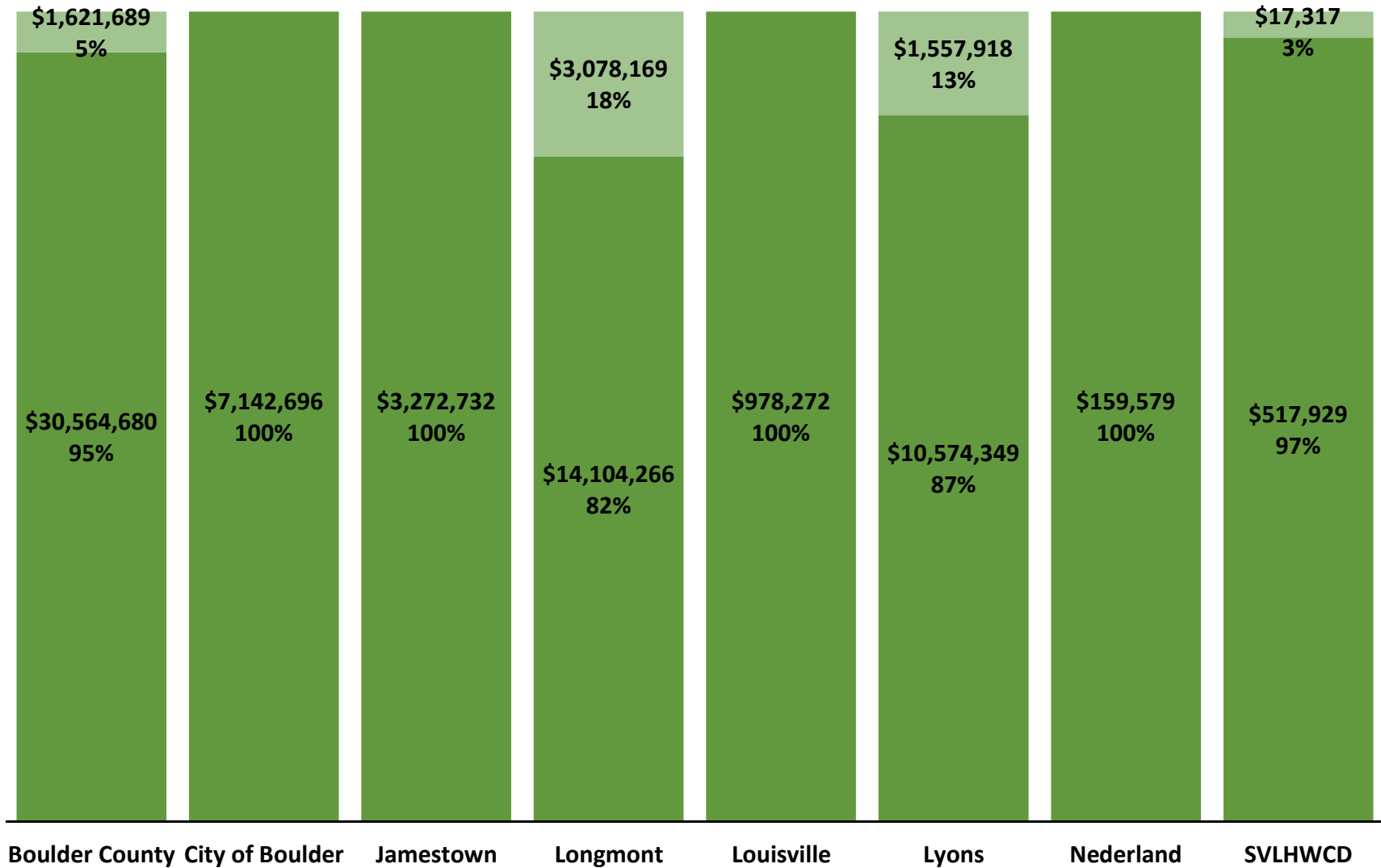
HOUSING								
Boulder County	\$ 8,949,987	\$ 373,678	\$ 9,323,665	\$ 9,323,615	\$ 50	100.0%	64.5%	65.6%
Longmont (complete)	\$ 1,084,946	\$ -	\$ 1,084,946	\$ 1,084,946	\$ -	100.0%	89.9%	89.9%
Longmont - Countywide DPA (complete)	\$ 393,802	\$ -	\$ 393,802	\$ 393,802	\$ -	100.0%	100.0%	100.0%
TOTAL	\$ 10,428,735	\$ 373,678	\$ 10,802,413	\$ 10,802,363	\$ 50	100.0%	72.6%	69.3%

ADMIN	\$ 2,250,902	\$ -	\$ 2,250,902	\$ 2,024,956	\$ 225,946	90.0%	N/A	N/A
--------------	---------------------	-------------	---------------------	---------------------	-------------------	--------------	------------	------------

PLANNING	\$ 107,151	\$ -	\$ 107,151	\$ 107,151	\$ -	100.0%	N/A	N/A
-----------------	-------------------	-------------	-------------------	-------------------	-------------	---------------	------------	------------

GRAND TOTAL	\$ 74,446,252	\$ 1,643,797	\$ 76,090,049	\$ 69,446,611	\$ 6,643,438	93.3%	59.4%	56.3%
--------------------	----------------------	---------------------	----------------------	----------------------	---------------------	--------------	--------------	--------------

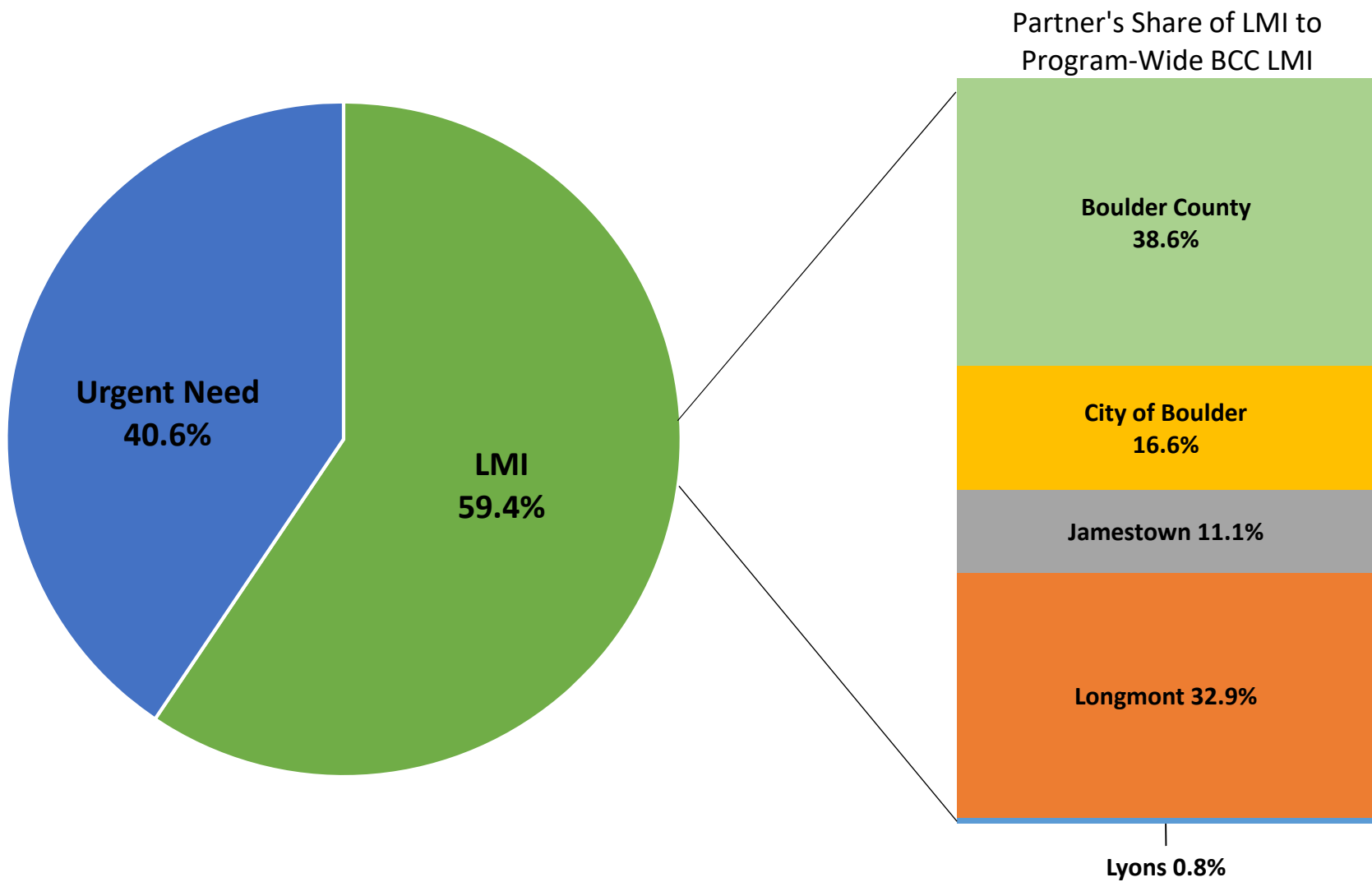
BCC Partner Funding for Entire Grant Program



■ Funds Reimbursed | Percent Complete

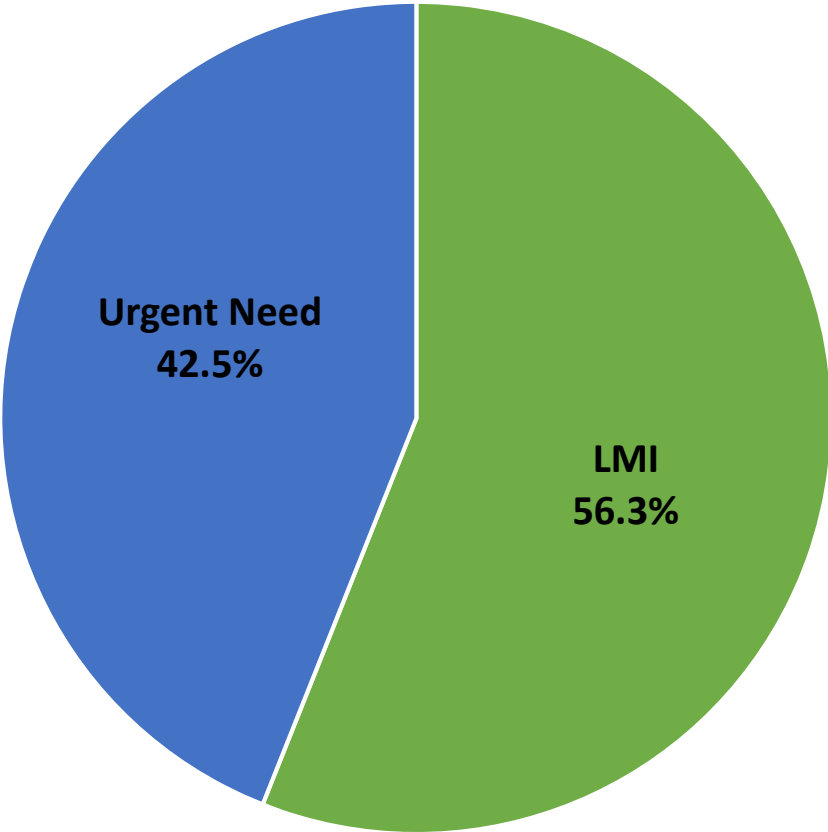
■ Funds Remaining to be Reimbursed | Percent Incomplete

BCC **Projected** National Objective Percentages for Entire Grant Program

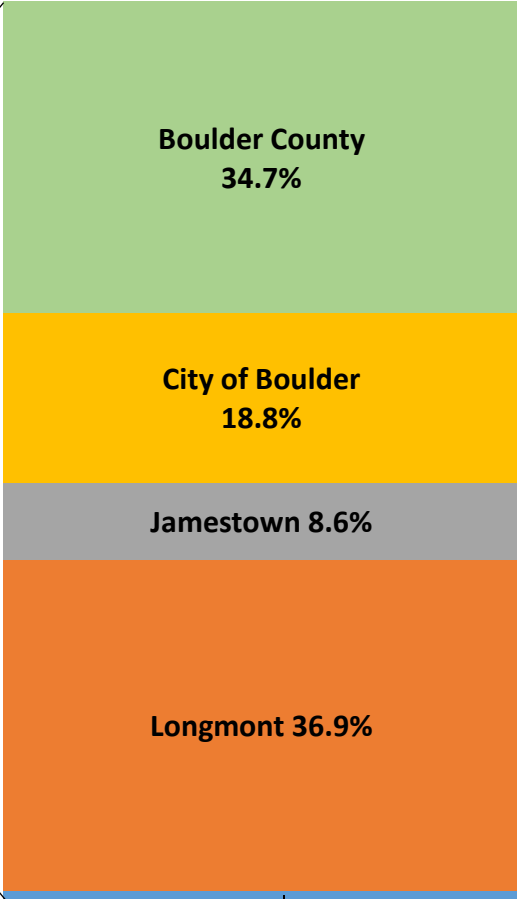


BCC Actual National Objective Percentages for Entire Grant Program

Based on Actual Draws as of 6/21/21



Partner's Share of LMI to Program-Wide BCC LMI



Lyons 0.9%