

# BCC Program Snapshot

6/1/2020

	Committed Funding	Longmont Set-Aside PD	Total Funding	Reimbursed	Percent Complete	LMI Projected (% of own funding)	LMI Actual (% of own funding)
<b>INFRASTRUCTURE</b>							
Boulder County	\$ 21,410,698	\$ 169,014	\$ 21,579,712	\$ 17,750,860	82.3%	41.9%	38.6%
City of Boulder	\$ 7,132,563	\$ 10,133	\$ 7,142,696	\$ 7,142,696	100.0%	100.0%	100.0%
Jamestown	\$ 3,250,327	\$ 207,261	\$ 3,457,588	\$ 2,678,343	77.5%	100.0%	100.0%
Longmont	\$ 13,840,683	\$ 216,935	\$ 14,057,618	\$ 4,871,624	34.7%	100.0%	100.0%
Louisville	\$ 974,587	\$ 3,686	\$ 978,272	\$ 978,272	100.0%	0.0%	0.0%
Lyons	\$ 10,572,287	\$ 621,711	\$ 11,193,998	\$ 6,793,782	60.7%	0.4%	5.0%
Nederland	\$ 150,497	\$ 9,082	\$ 159,579	\$ 159,579	100.0%	0.0%	0.0%
SVLHWCD	\$ 510,000	\$ 25,246	\$ 535,246	\$ 81,680	15.3%	0.0%	0.0%
<b>TOTAL</b>	<b>\$ 57,841,641</b>	<b>\$ 1,263,069</b>	<b>\$ 59,104,710</b>	<b>\$ 40,456,837</b>	<b>68.4%</b>	<b>58.9%</b>	<b>41.4%</b>

\*Reimbursed amount included in Community line item

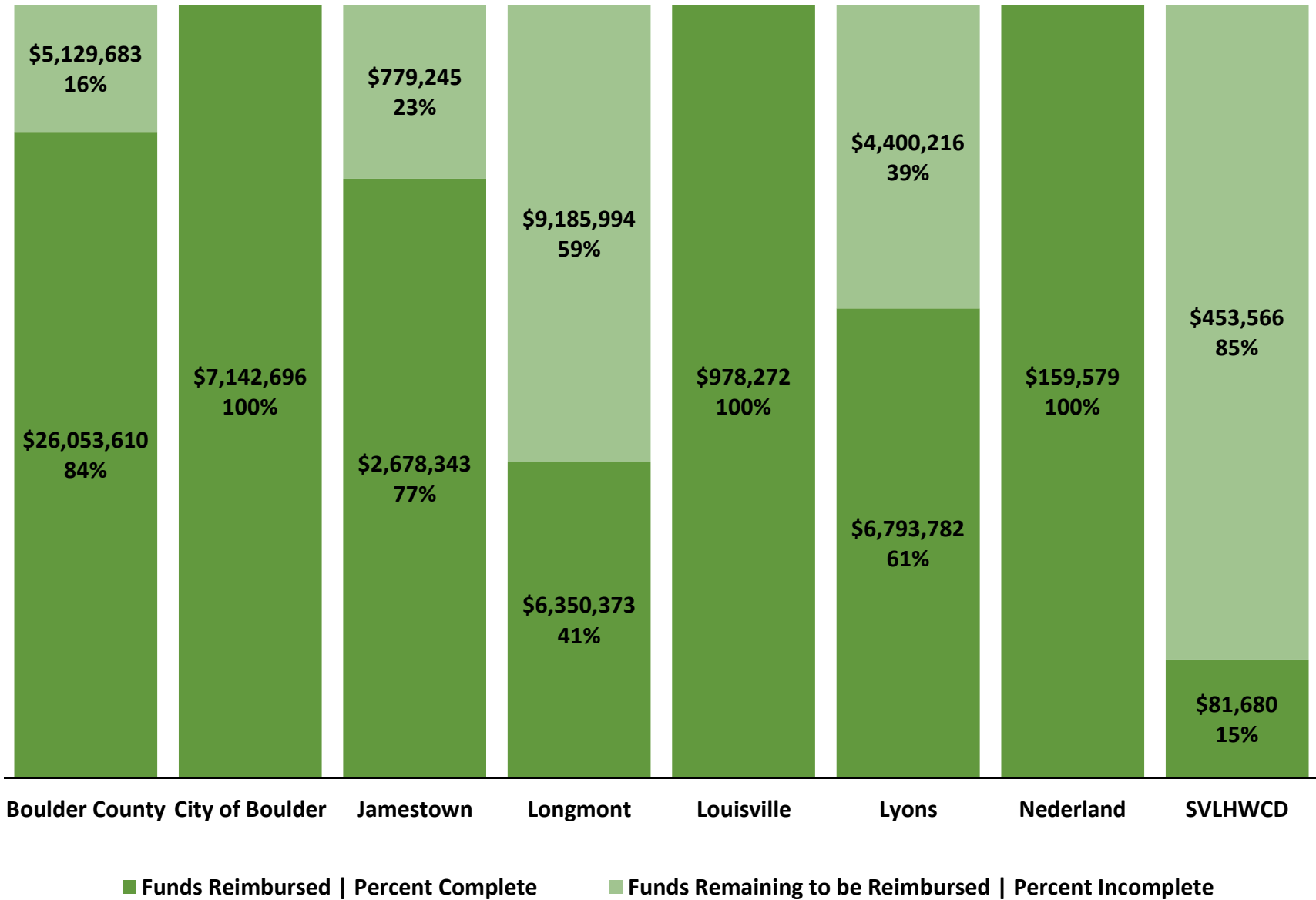
<b>HOUSING</b>							
Boulder County	\$ 9,168,003	\$ 435,578	\$ 9,603,581	\$ 8,302,751	90.6%	64.5%	66.8%
Longmont (complete)	\$ 1,084,946	\$ -	\$ 1,084,946	\$ 1,084,946	100.0%	89.9%	89.9%
Longmont - Countywide DPA (complete)	\$ 393,802	\$ -	\$ 393,802	\$ 393,802	100.0%	100.0%	100.0%
<b>TOTAL</b>	<b>\$ 10,646,752</b>	<b>\$ 435,578</b>	<b>\$ 11,082,330</b>	<b>\$ 9,781,499</b>	<b>91.9%</b>	<b>72.6%</b>	<b>75.8%</b>

<b>ADMIN</b>	<b>\$ 2,148,825</b>	<b>\$ -</b>	<b>\$ 2,148,825</b>	<b>\$ 1,938,253</b>	<b>90.2%</b>	<b>N/A</b>	<b>N/A</b>
--------------	---------------------	-------------	---------------------	---------------------	--------------	------------	------------

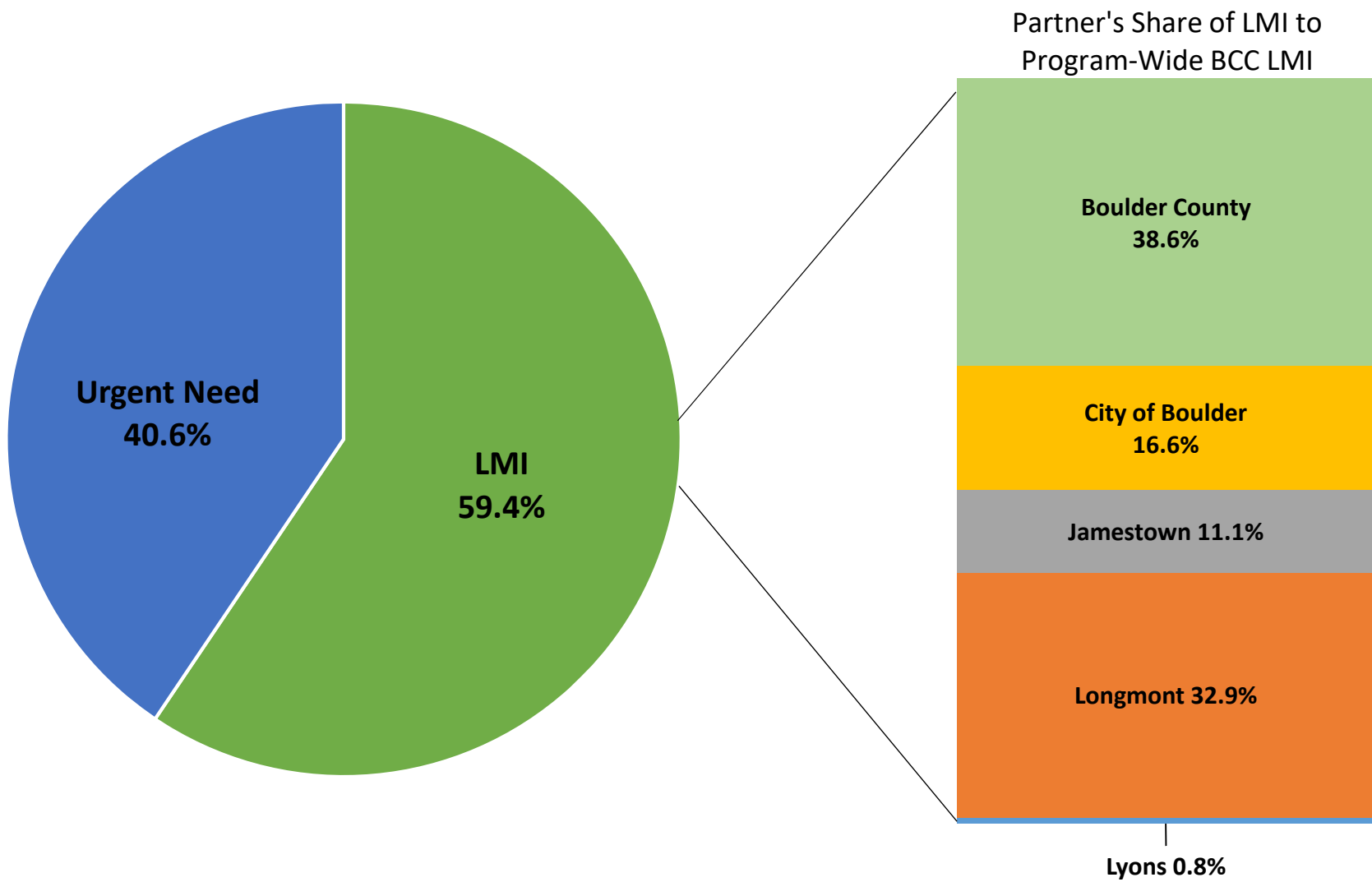
<b>PLANNING</b>	<b>\$ 107,151</b>	<b>\$ -</b>	<b>\$ 107,151</b>	<b>\$ 107,151</b>	<b>100.0%</b>	<b>N/A</b>	<b>N/A</b>
-----------------	-------------------	-------------	-------------------	-------------------	---------------	------------	------------

<b>GRAND TOTAL</b>	<b>\$ 70,744,369</b>	<b>\$ 1,698,647</b>	<b>\$ 72,443,015</b>	<b>\$ 52,283,739</b>	<b>73.9%</b>	<b>59.4%</b>	<b>56.5%</b>
--------------------	----------------------	---------------------	----------------------	----------------------	--------------	--------------	--------------

## BCC Partner Funding for Entire Grant Program

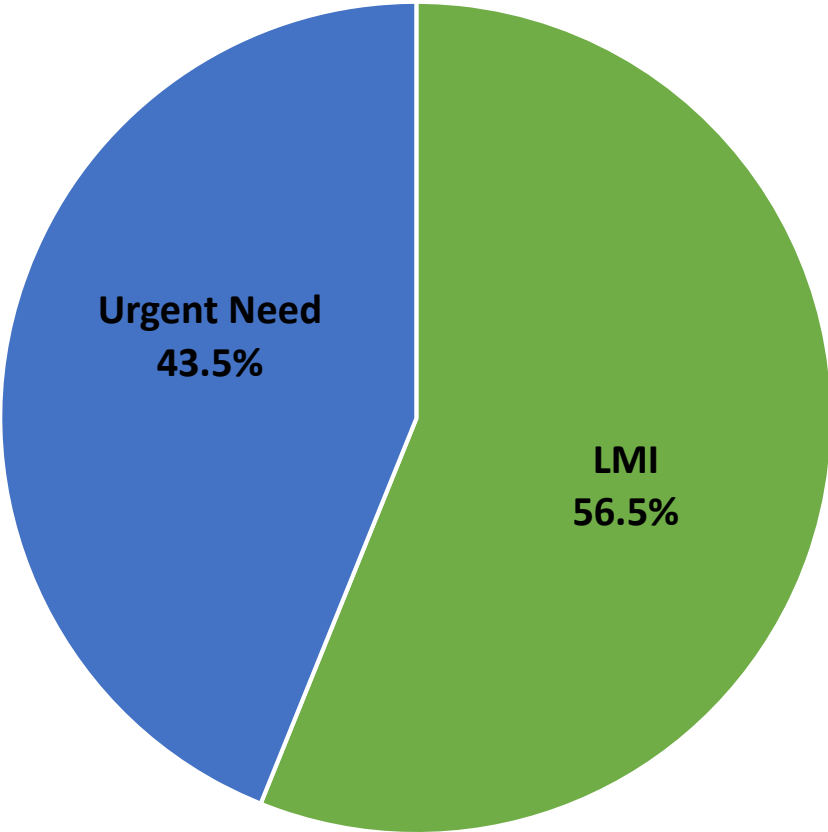


## BCC **Projected** National Objective Percentages for Entire Grant Program

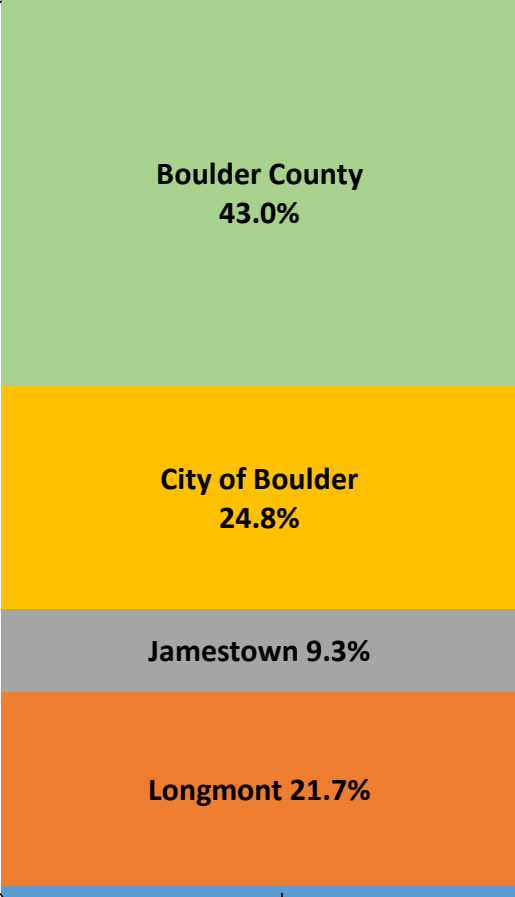


# BCC Actual National Objective Percentages for Entire Grant Program

Based on Actual Draws as of 6/1/20



Partner's Share of LMI to Program-Wide BCC LMI



Lyons 1.2%

# BCC Program Snapshot

6/21/2021

	Committed Funding	Longmont Set-Aside PD	Total Funding	Reimbursed	Remaining to Reimburse	Percent Complete	LMI Projected (% of own funding)	LMI Actual (% of own funding)
<b>INFRASTRUCTURE</b>								
Boulder County*	\$ 22,693,690	\$ 169,014	\$ 22,862,704	\$ 21,241,066	\$ 1,621,639	92.9%	41.9%	33.1%
City of Boulder	\$ 7,132,563	\$ 10,133	\$ 7,142,696	\$ 7,142,696	\$ -	100.0%	100.0%	100.0%
Jamestown	\$ 3,123,252	\$ 149,481	\$ 3,272,732	\$ 3,272,732	\$ -	100.0%	100.0%	100.0%
Longmont*	\$ 15,486,751	\$ 216,935	\$ 15,703,686	\$ 12,625,518	\$ 3,078,169	80.4%	100.0%	100.0%
Louisville	\$ 974,587	\$ 3,686	\$ 978,272	\$ 978,272	\$ -	100.0%	0.0%	0.0%
Lyons*	\$ 11,445,726	\$ 686,542	\$ 12,132,268	\$ 10,574,349	\$ 1,557,918	87.2%	0.4%	3.2%
Nederland	\$ 150,497	\$ 9,082	\$ 159,579	\$ 159,579	\$ -	100.0%	0.0%	0.0%
SVLHWCD	\$ 510,000	\$ 25,246	\$ 535,246	\$ 517,929	\$ 17,317	96.8%	0.0%	0.0%
Unawarded Funding	\$ 142,400	\$ -	\$ 142,400	\$ -	\$ 142,400			
<b>TOTAL</b>	<b>\$ 61,659,465</b>	<b>\$ 1,270,119</b>	<b>\$ 62,929,583</b>	<b>\$ 56,512,141</b>	<b>\$ 6,417,443</b>	<b>89.8%</b>	<b>58.9%</b>	<b>53.8%</b>

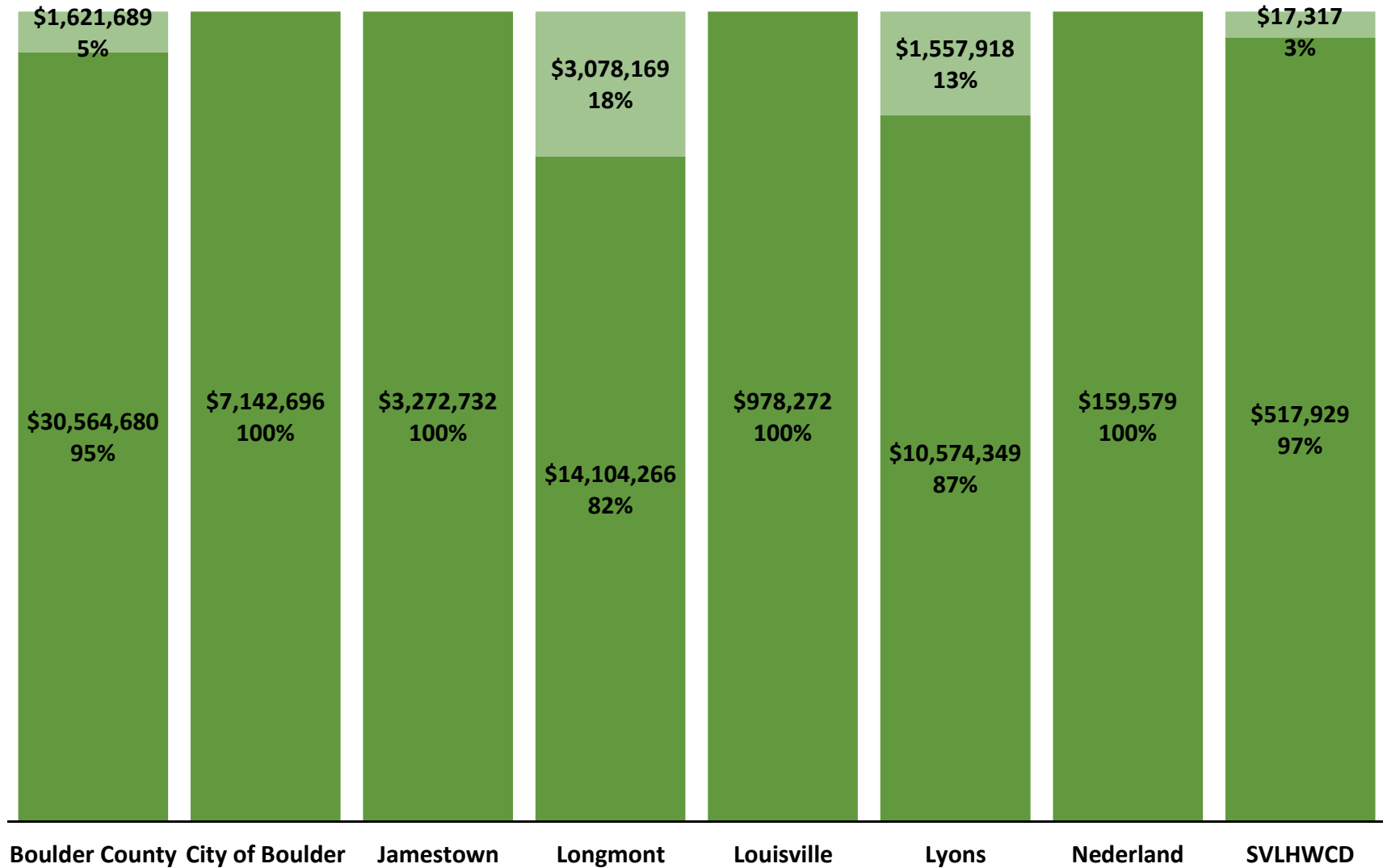
<b>HOUSING</b>								
Boulder County	\$ 8,949,987	\$ 373,678	\$ 9,323,665	\$ 9,323,615	\$ 50	100.0%	64.5%	65.6%
Longmont (complete)	\$ 1,084,946	\$ -	\$ 1,084,946	\$ 1,084,946	\$ -	100.0%	89.9%	89.9%
Longmont - Countywide DPA (complete)	\$ 393,802	\$ -	\$ 393,802	\$ 393,802	\$ -	100.0%	100.0%	100.0%
<b>TOTAL</b>	<b>\$ 10,428,735</b>	<b>\$ 373,678</b>	<b>\$ 10,802,413</b>	<b>\$ 10,802,363</b>	<b>\$ 50</b>	<b>100.0%</b>	<b>72.6%</b>	<b>69.3%</b>

<b>ADMIN</b>	<b>\$ 2,250,902</b>	<b>\$ -</b>	<b>\$ 2,250,902</b>	<b>\$ 2,024,956</b>	<b>\$ 225,946</b>	<b>90.0%</b>	<b>N/A</b>	<b>N/A</b>
--------------	---------------------	-------------	---------------------	---------------------	-------------------	--------------	------------	------------

<b>PLANNING</b>	<b>\$ 107,151</b>	<b>\$ -</b>	<b>\$ 107,151</b>	<b>\$ 107,151</b>	<b>\$ -</b>	<b>100.0%</b>	<b>N/A</b>	<b>N/A</b>
-----------------	-------------------	-------------	-------------------	-------------------	-------------	---------------	------------	------------

<b>GRAND TOTAL</b>	<b>\$ 74,446,252</b>	<b>\$ 1,643,797</b>	<b>\$ 76,090,049</b>	<b>\$ 69,446,611</b>	<b>\$ 6,643,438</b>	<b>93.3%</b>	<b>59.4%</b>	<b>56.3%</b>
--------------------	----------------------	---------------------	----------------------	----------------------	---------------------	--------------	--------------	--------------

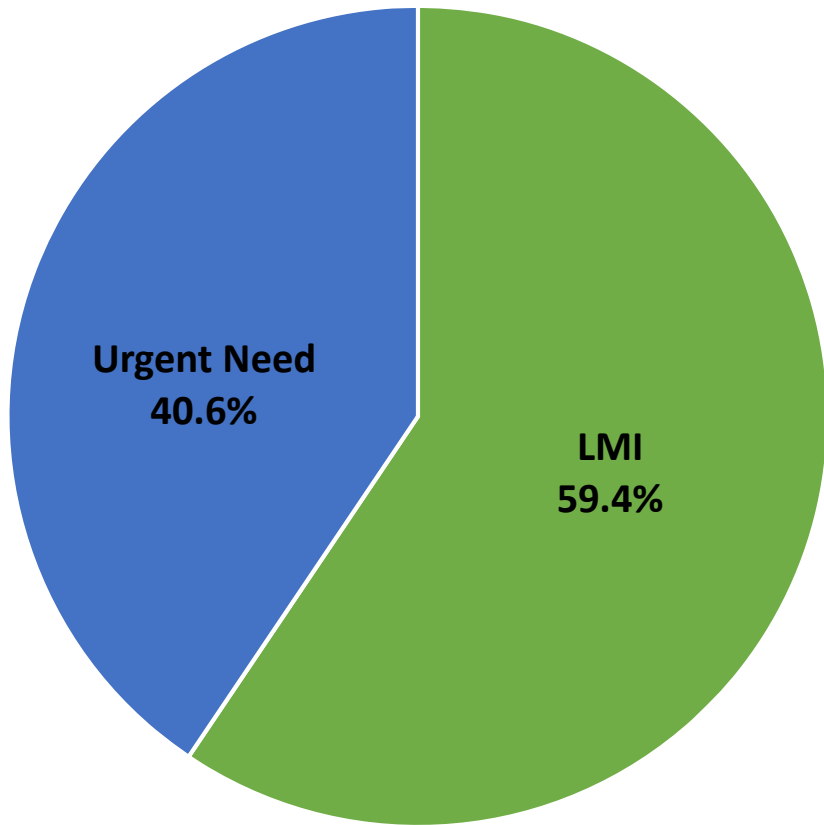
### BCC Partner Funding for Entire Grant Program



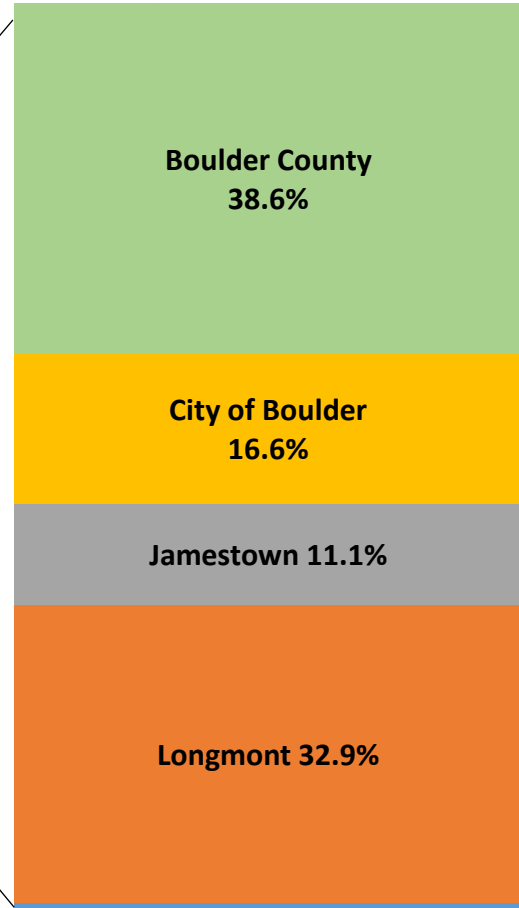
■ Funds Reimbursed | Percent Complete

■ Funds Remaining to be Reimbursed | Percent Incomplete

# BCC **Projected** National Objective Percentages for Entire Grant Program



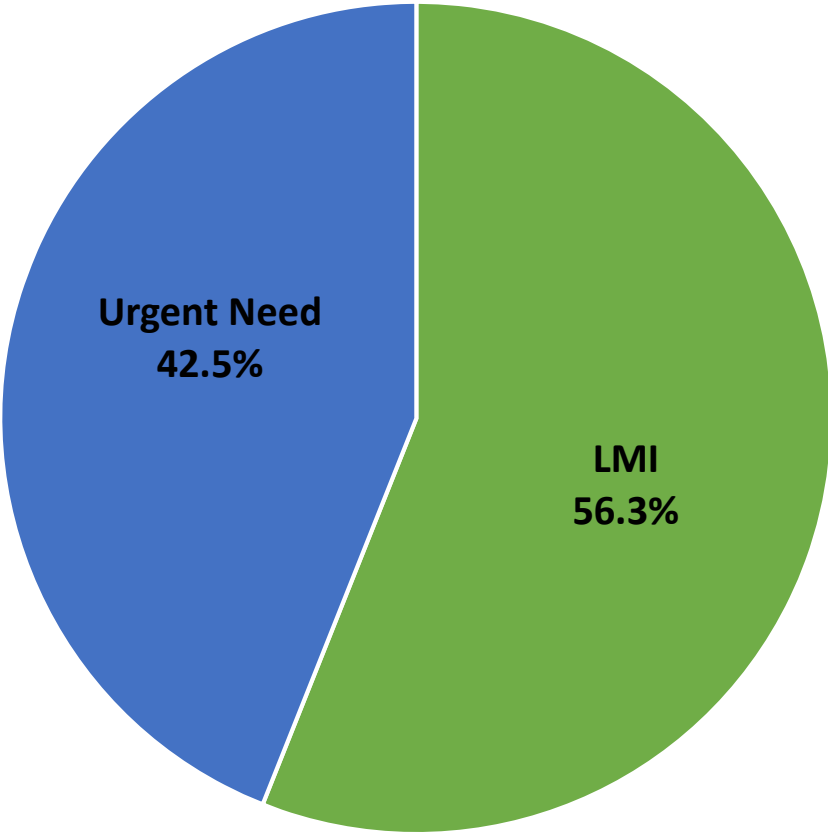
Partner's Share of LMI to Program-Wide BCC LMI



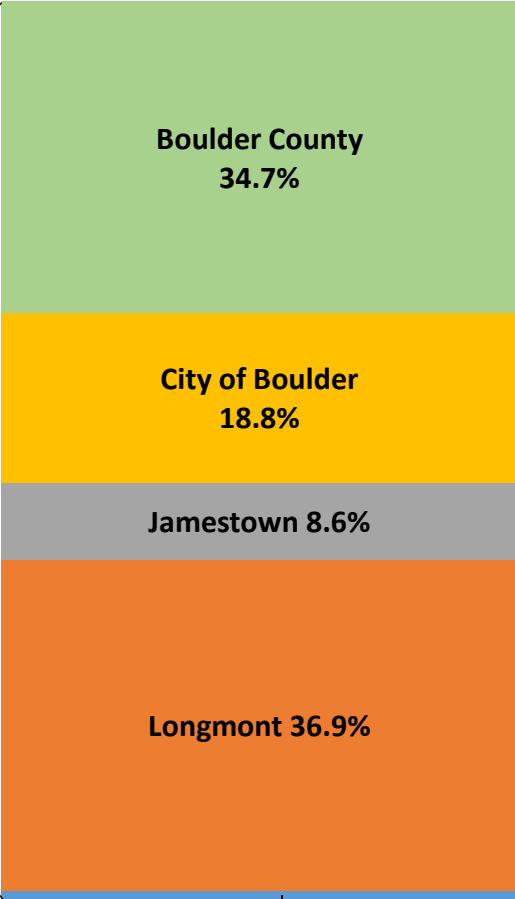
Lyons 0.8%

# BCC Actual National Objective Percentages for Entire Grant Program

Based on Actual Draws as of 6/21/21



Partner's Share of LMI to Program-Wide BCC LMI



Lyons 0.9%