

BCC Program Snapshot

4/30/2021

	Committed Funding	Longmont Set-Aside PD	Total Funding	Reimbursed	Remaining to Reimburse	Percent Complete	LMI Projected (% of own funding)	LMI Actual (% of own funding)
INFRASTRUCTURE								
Boulder County*	\$ 22,693,690	\$ 169,014	\$ 22,862,704	\$ 20,873,605	\$ 1,989,099	91.3%	41.9%	33.7%
City of Boulder	\$ 7,132,563	\$ 10,133	\$ 7,142,696	\$ 7,142,696	\$ -	100.0%	100.0%	100.0%
Jamestown	\$ 3,123,252	\$ 149,481	\$ 3,272,732	\$ 3,272,732	\$ -	100.0%	100.0%	100.0%
Longmont*	\$ 15,486,751	\$ 216,935	\$ 15,703,686	\$ 12,026,514	\$ 3,677,172	76.6%	100.0%	100.0%
Louisville	\$ 974,587	\$ 3,686	\$ 978,272	\$ 978,272	\$ -	100.0%	0.0%	0.0%
Lyons*	\$ 11,445,726	\$ 686,542	\$ 12,132,268	\$ 10,493,002	\$ 1,639,266	86.5%	0.4%	3.3%
Nederland	\$ 150,497	\$ 9,082	\$ 159,579	\$ 159,579	\$ -	100.0%	0.0%	0.0%
SVLHWCD	\$ 510,000	\$ 25,246	\$ 535,246	\$ 517,529	\$ 17,718	96.7%	0.0%	0.0%
Uncommitted Funding	\$ -	\$ -	\$ -	\$ -	\$ -			
TOTAL	\$ 61,517,065	\$ 1,270,119	\$ 62,787,183	\$ 55,463,930	\$ 7,323,254	88.3%	58.9%	53.8%

*New committed project funding as of 10/2020 included

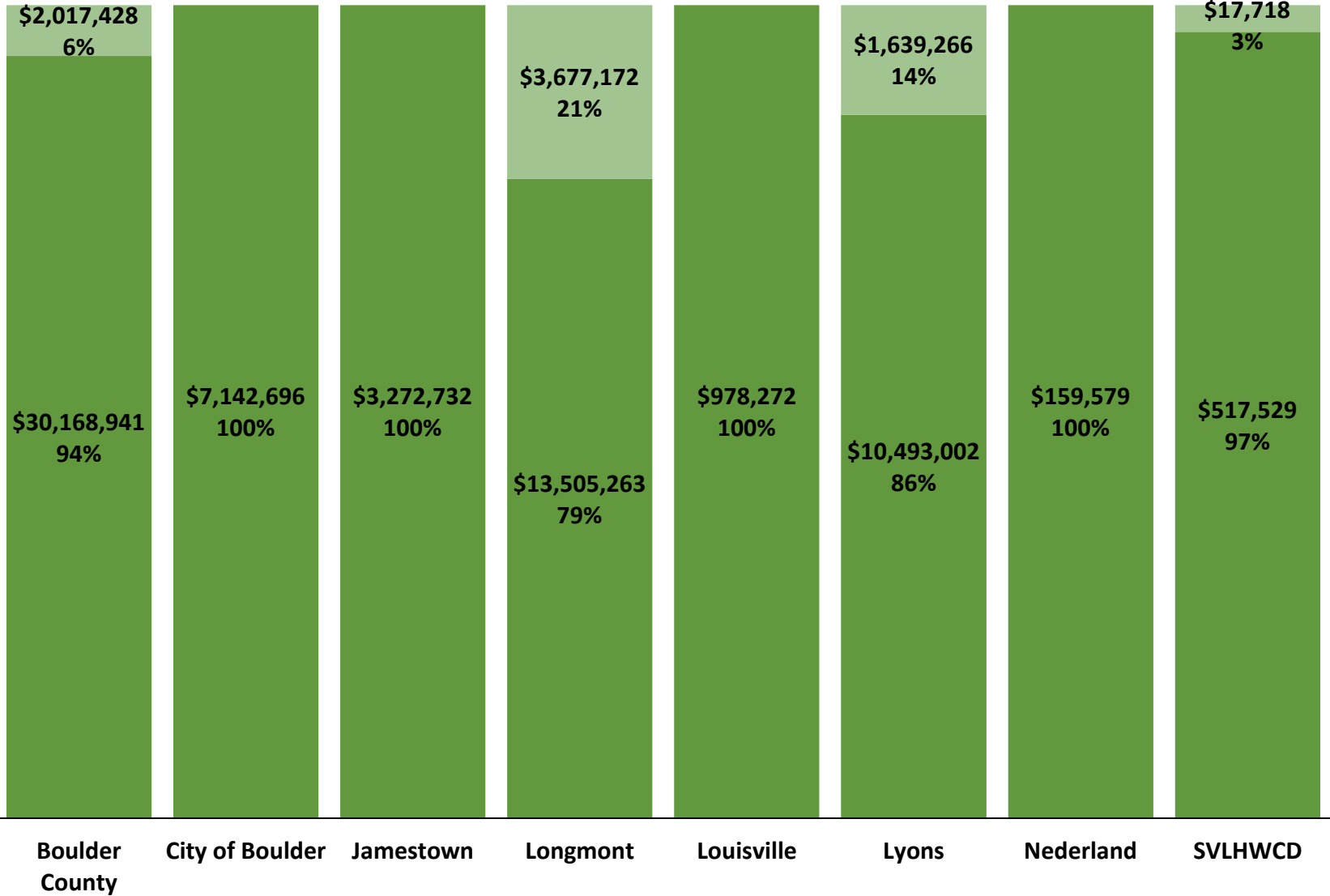
HOUSING								
Boulder County	\$ 8,949,987	\$ 373,678	\$ 9,323,665	\$ 9,295,336	\$ 28,329	99.7%	64.5%	65.7%
Longmont (complete)	\$ 1,084,946	\$ -	\$ 1,084,946	\$ 1,084,946	\$ -	100.0%	89.9%	89.9%
Longmont - Countywide DPA (complete)	\$ 393,802	\$ -	\$ 393,802	\$ 393,802	\$ -	100.0%	100.0%	100.0%
TOTAL	\$ 10,428,735	\$ 373,678	\$ 10,802,413	\$ 10,774,084	\$ 28,329	99.7%	72.6%	69.4%

ADMIN	\$ 2,250,902	\$ -	\$ 2,250,902	\$ 2,003,209	\$ 247,693	89.0%	N/A	N/A
--------------	---------------------	-------------	---------------------	---------------------	-------------------	--------------	------------	------------

PLANNING	\$ 107,151	\$ -	\$ 107,151	\$ 107,151	\$ -	100.0%	N/A	N/A
-----------------	-------------------	-------------	-------------------	-------------------	-------------	---------------	------------	------------

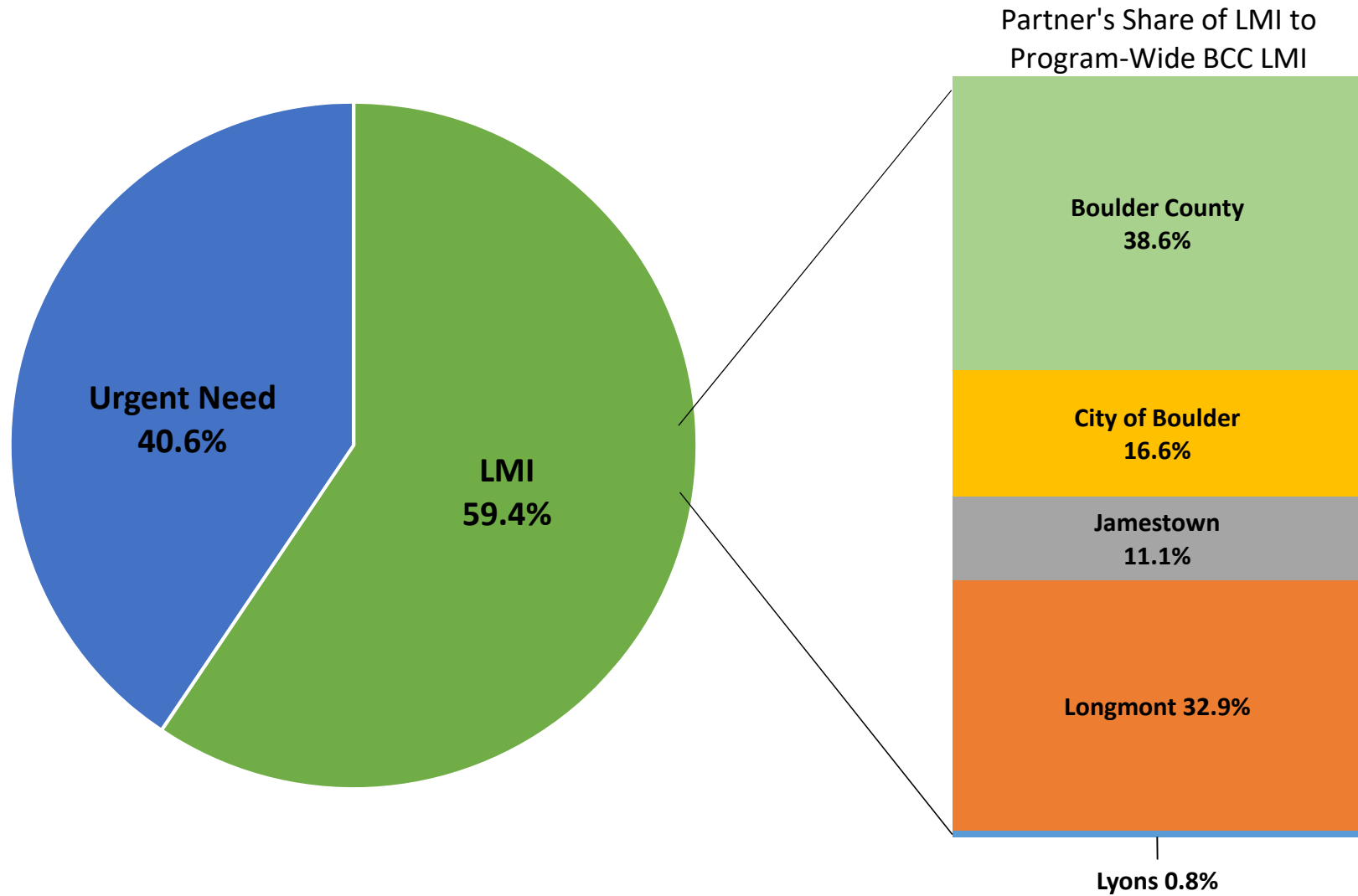
GRAND TOTAL	\$ 74,303,852	\$ 1,643,797	\$ 75,947,649	\$ 68,348,373	\$ 7,599,276	92.0%	59.4%	56.3%
--------------------	----------------------	---------------------	----------------------	----------------------	---------------------	--------------	--------------	--------------

BCC Partner Funding for Entire Grant Program



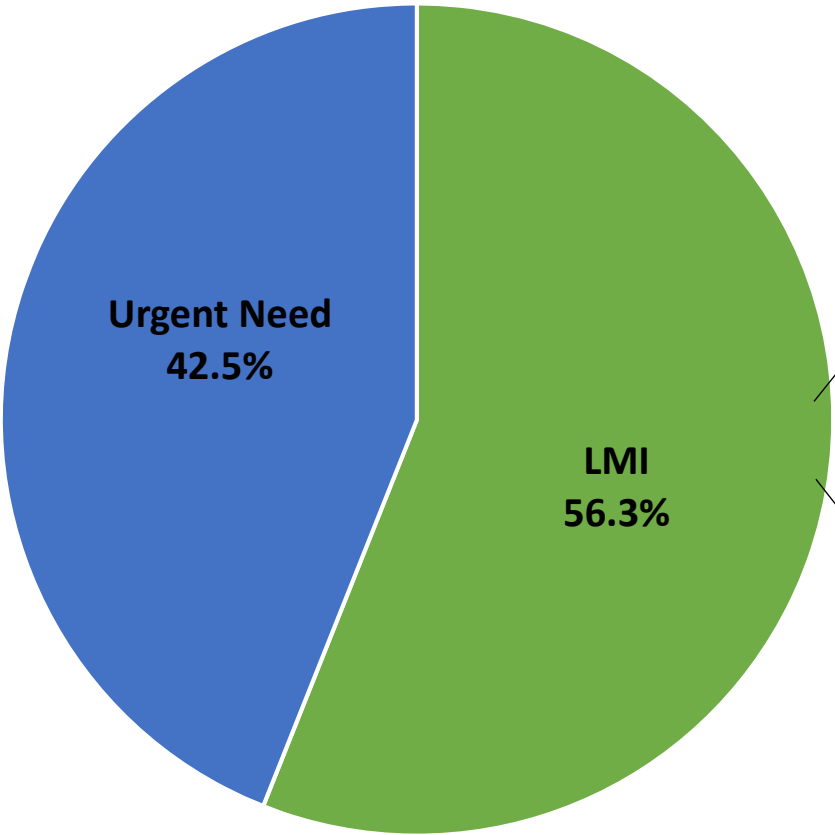
■ Funds Reimbursed | Percent Complete ■ Funds Remaining to be Reimbursed | Percent Incomplete

BCC **Projected** National Objective Percentages for Entire Grant Program

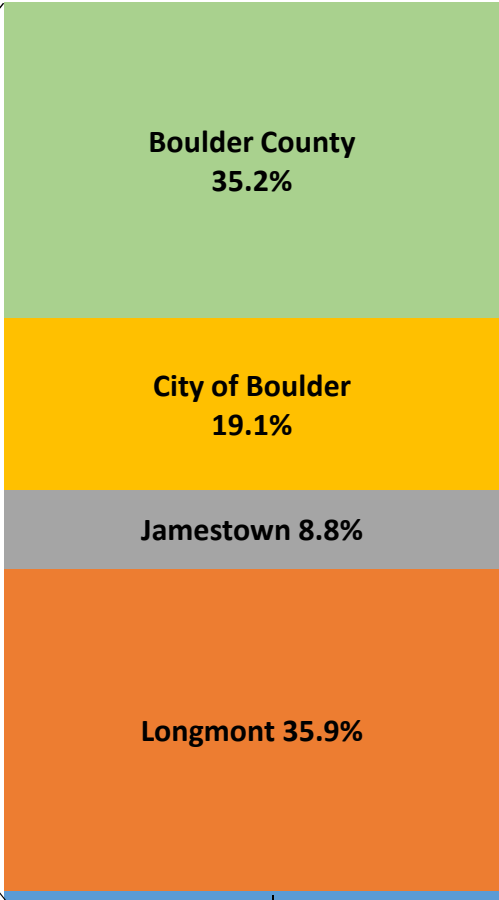


BCC **Actual** National Objective Percentages for Entire Grant Program

Based on Actual Draws as of 1/7/21



Partner's Share of LMI to Program-Wide BCC LMI



Lyons 0.9%