

BCC Program Snapshot

4/17/2020

| | Committed Funding | Reimbursed | Percent Complete | LMI Projected (% of own funding) | LMI Actual (% of own funding) |
|--|----------------------|----------------------|------------------|-------------------------------------|----------------------------------|
| INFRASTRUCTURE | | | | | |
| Boulder County | \$ 21,149,698 | \$ 17,507,012 | 82.8% | 41.9% | 38.6% |
| City of Boulder | \$ 7,132,563 | \$ 7,142,696 | 100.1% | 100.0% | 100.0% |
| Jamestown | \$ 3,250,327 | \$ 2,548,705 | 78.4% | 100.0% | 100.0% |
| Longmont | \$ 13,840,683 | \$ 4,317,091 | 31.2% | 100.0% | 100.0% |
| Louisville | \$ 974,587 | \$ 978,272 | 100.4% | 0.0% | 0.0% |
| Lyons | \$ 10,572,287 | \$ 6,751,244 | 63.9% | 0.4% | 5.1% |
| Nederland | \$ 150,497 | \$ 159,579 | 106.0% | 0.0% | 0.0% |
| SVLHWCD | \$ 510,000 | \$ - | 0.0% | 0.0% | 0.0% |
| Longmont Set Aside PD <i>(including Hagerty set aside)</i> | \$ 1,561,623 | \$ * | | | |
| TOTAL | \$ 59,142,264 | \$ 39,404,598 | 66.6% | 58.9% | 42.5% |

*Reimbursed amount included in Community line item

| | | | | | |
|--------------------------------------|----------------------|---------------------|--------------|--------------|--------------|
| HOUSING | | | | | |
| Boulder County | \$ 9,168,003 | \$ 8,300,717 | 90.5% | 64.5% | 66.9% |
| Longmont (complete) | \$ 1,084,946 | \$ 1,084,946 | 100.0% | 89.9% | 89.9% |
| Longmont - BoCo HAP PD Set Aside | \$ 798,024 | \$ * | | | |
| Longmont - Countywide DPA (complete) | \$ 393,802 | \$ 393,802 | 100.0% | 100.0% | 100.0% |
| TOTAL | \$ 11,444,775 | \$ 9,779,466 | 85.4% | 72.6% | 75.8% |

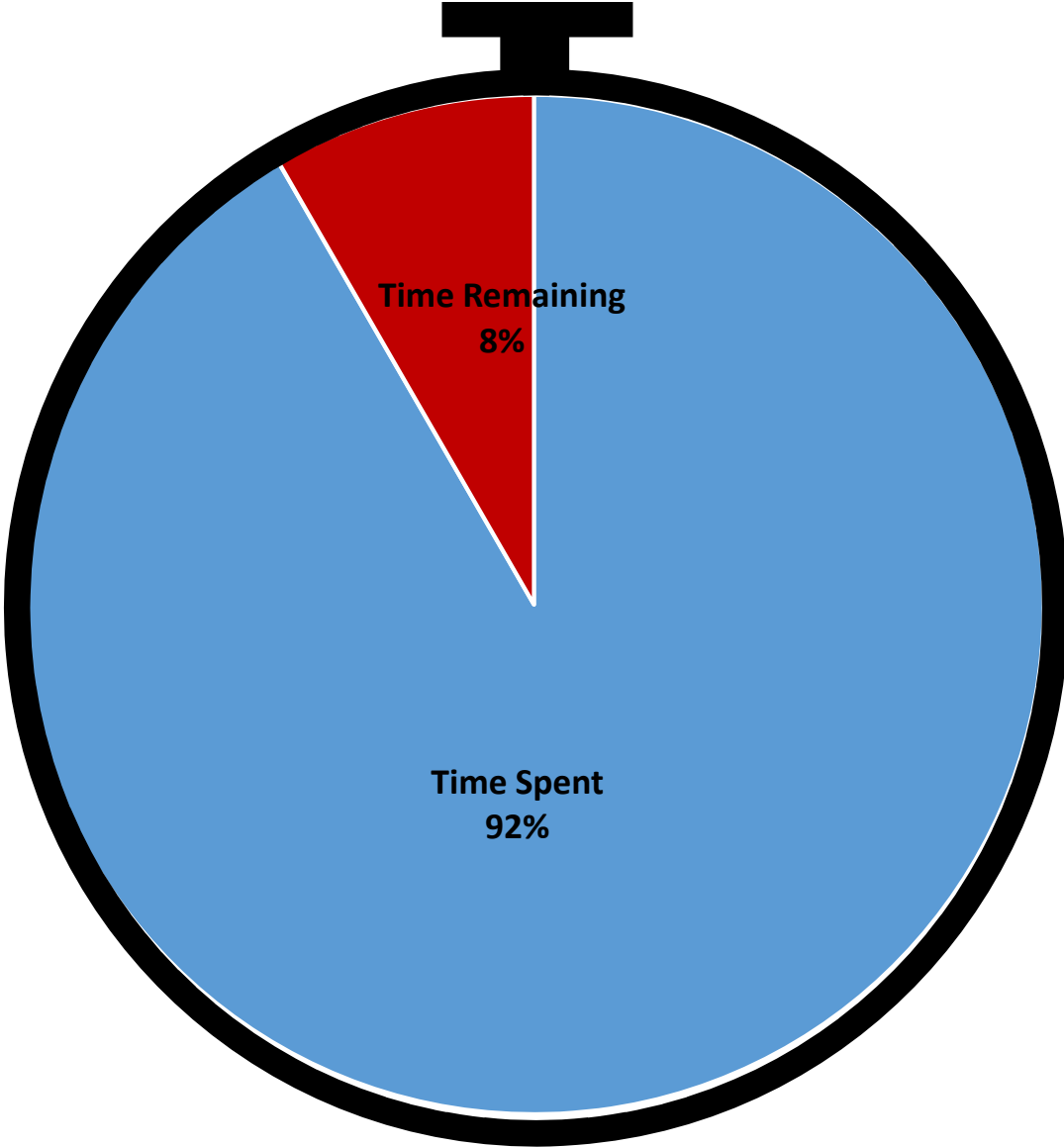
*Reimbursed amount included in Boulder County line item

| | | | | | |
|--------------|---------------------|---------------------|--------------|------------|------------|
| ADMIN | \$ 2,148,825 | \$ 1,912,774 | 89.0% | N/A | N/A |
|--------------|---------------------|---------------------|--------------|------------|------------|

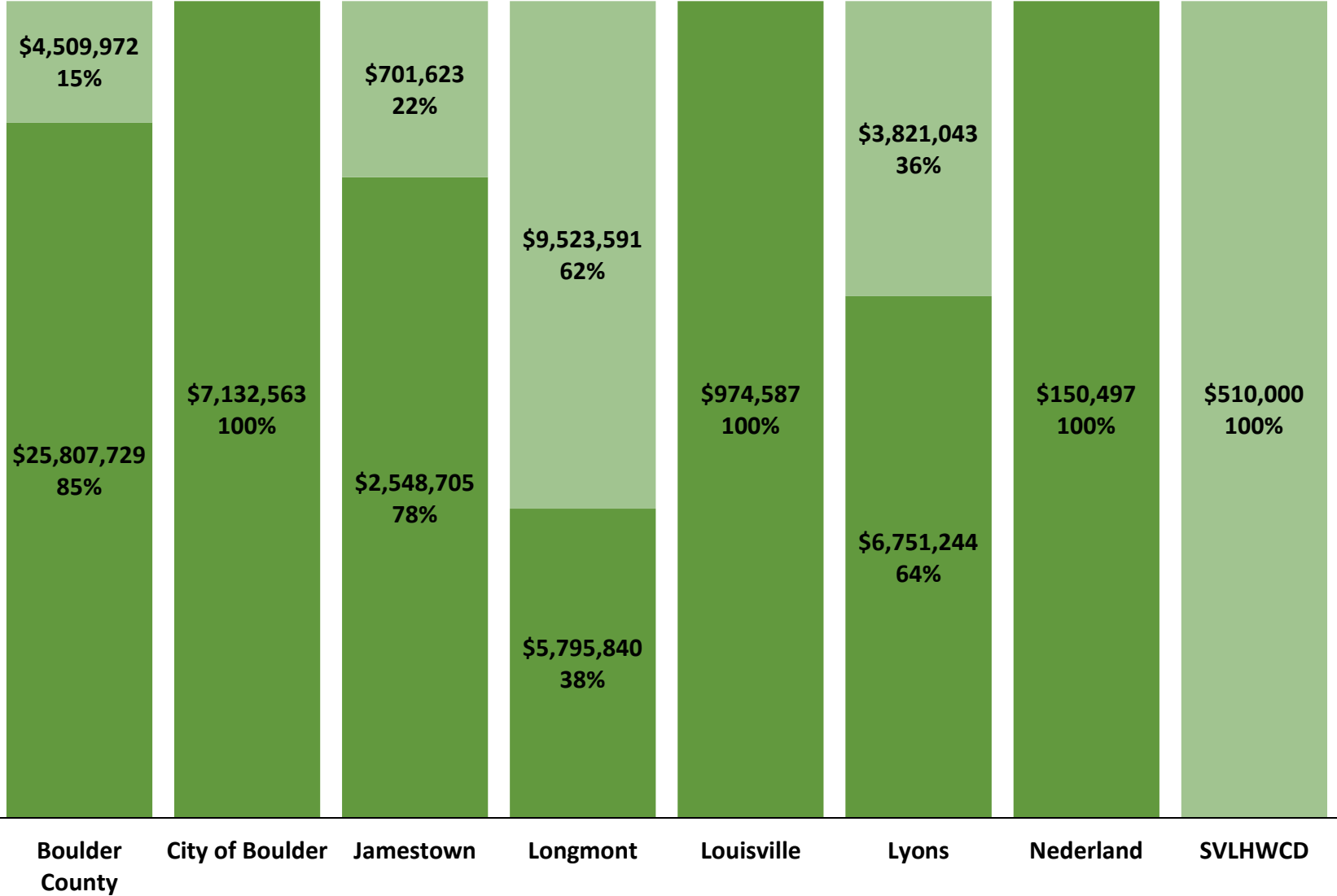
| | | | | | |
|-----------------|-------------------|-------------------|---------------|------------|------------|
| PLANNING | \$ 107,151 | \$ 107,151 | 100.0% | N/A | N/A |
|-----------------|-------------------|-------------------|---------------|------------|------------|

| | | | | | |
|--------------------|----------------------|----------------------|--------------|--------------|--------------|
| GRAND TOTAL | \$ 72,843,015 | \$ 51,203,989 | 70.3% | 59.4% | 56.5% |
|--------------------|----------------------|----------------------|--------------|--------------|--------------|

Extended Grant Timeframe - 9/30/2020

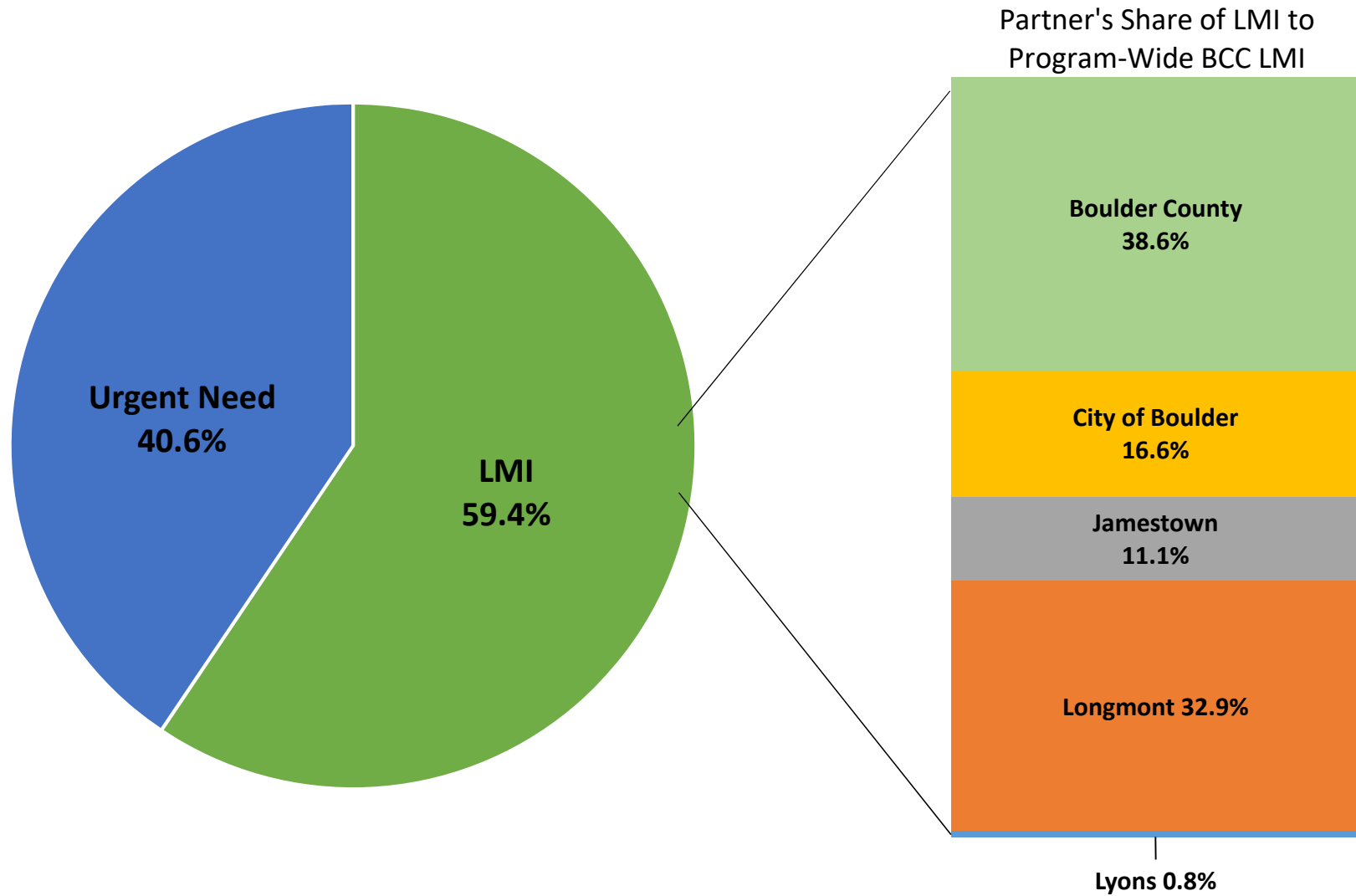


BCC Partner Funding for Entire Grant Program



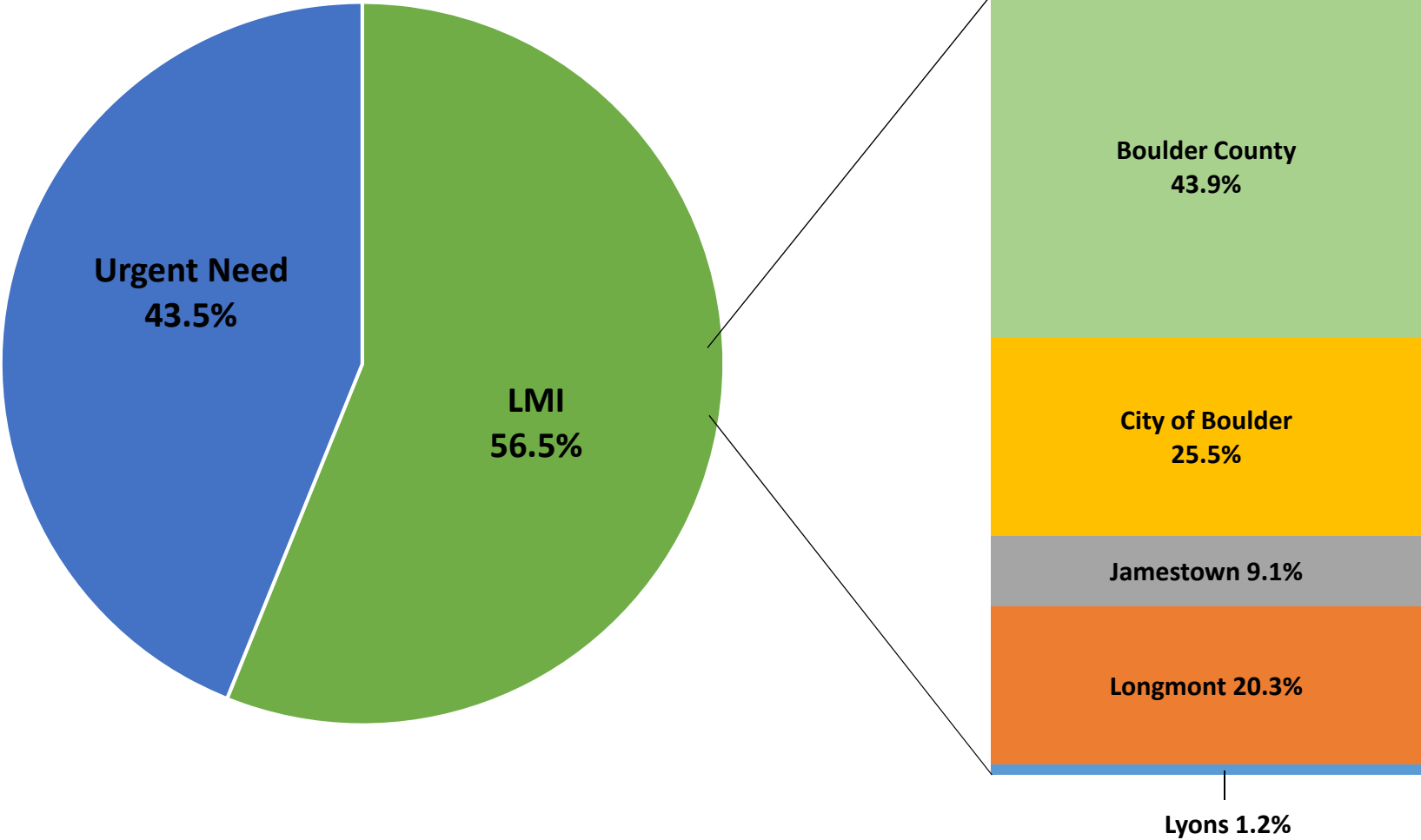
■ Funds Reimbursed | Percent Complete ■ Funds Remaining to be Reimbursed | Percent Incomplete

BCC **Projected** National Objective Percentages for Entire Grant Program



BCC **Actual** National Objective Percentages for Entire Grant Program

Based on Actual Draws as of 4/17/20



BCC Program Snapshot

4/30/2021

| | Committed Funding | Longmont Set-Aside PD | Total Funding | Reimbursed | Remaining to Reimburse | Percent Complete | LMI Projected (% of own funding) | LMI Actual (% of own funding) |
|-----------------------|----------------------|-----------------------|----------------------|----------------------|------------------------|------------------|----------------------------------|-------------------------------|
| INFRASTRUCTURE | | | | | | | | |
| Boulder County* | \$ 22,693,690 | \$ 169,014 | \$ 22,862,704 | \$ 20,873,605 | \$ 1,989,099 | 91.3% | 41.9% | 33.7% |
| City of Boulder | \$ 7,132,563 | \$ 10,133 | \$ 7,142,696 | \$ 7,142,696 | \$ - | 100.0% | 100.0% | 100.0% |
| Jamestown | \$ 3,123,252 | \$ 149,481 | \$ 3,272,732 | \$ 3,272,732 | \$ - | 100.0% | 100.0% | 100.0% |
| Longmont* | \$ 15,486,751 | \$ 216,935 | \$ 15,703,686 | \$ 12,026,514 | \$ 3,677,172 | 76.6% | 100.0% | 100.0% |
| Louisville | \$ 974,587 | \$ 3,686 | \$ 978,272 | \$ 978,272 | \$ - | 100.0% | 0.0% | 0.0% |
| Lyons* | \$ 11,445,726 | \$ 686,542 | \$ 12,132,268 | \$ 10,493,002 | \$ 1,639,266 | 86.5% | 0.4% | 3.3% |
| Nederland | \$ 150,497 | \$ 9,082 | \$ 159,579 | \$ 159,579 | \$ - | 100.0% | 0.0% | 0.0% |
| SVLHWCD | \$ 510,000 | \$ 25,246 | \$ 535,246 | \$ 517,529 | \$ 17,718 | 96.7% | 0.0% | 0.0% |
| Uncommitted Funding | \$ - | \$ - | \$ - | \$ - | \$ - | | | |
| TOTAL | \$ 61,517,065 | \$ 1,270,119 | \$ 62,787,183 | \$ 55,463,930 | \$ 7,323,254 | 88.3% | 58.9% | 53.8% |

*New committed project funding as of 10/2020 included

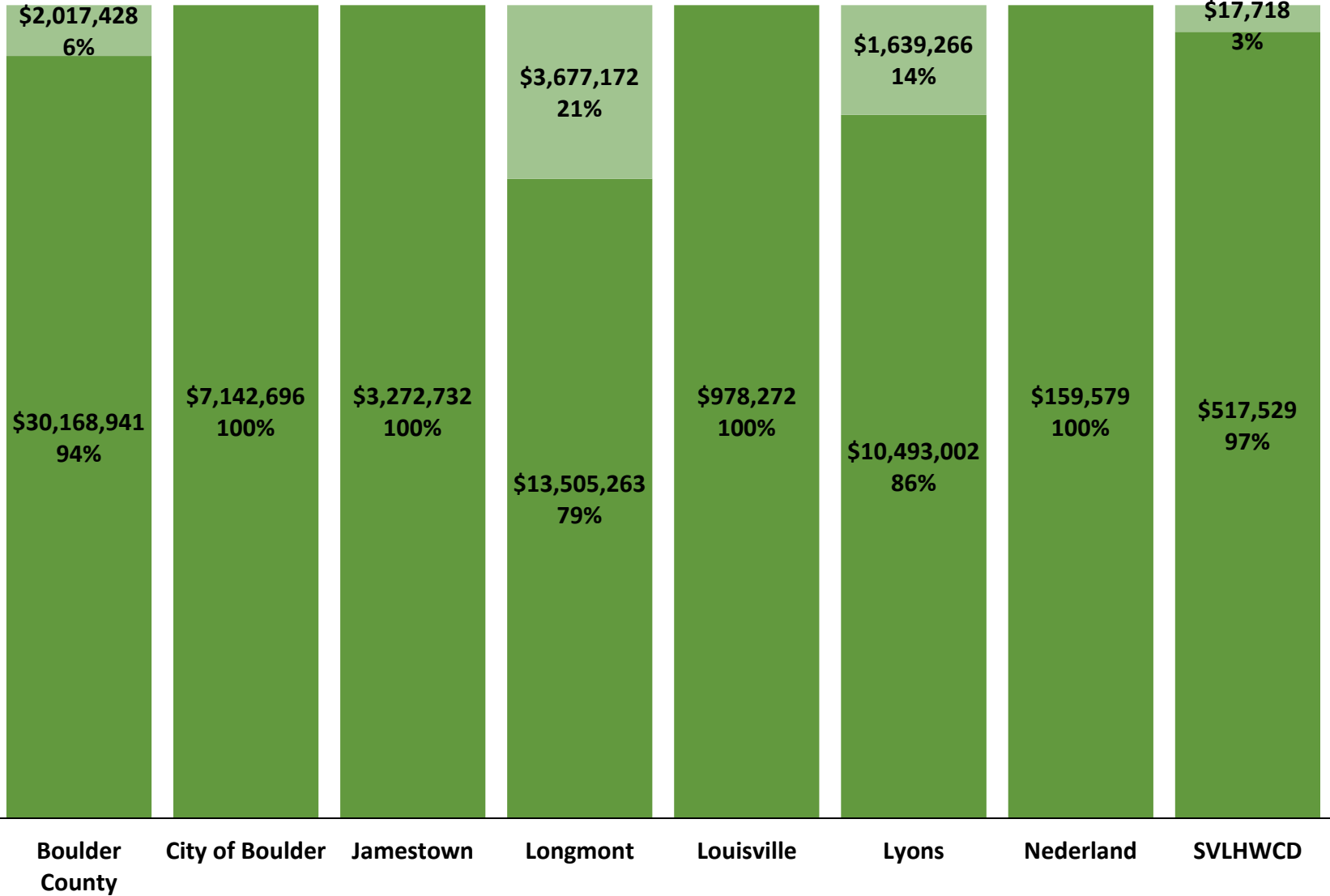
| | | | | | | | | |
|--------------------------------------|----------------------|-------------------|----------------------|----------------------|------------------|--------------|--------------|--------------|
| HOUSING | | | | | | | | |
| Boulder County | \$ 8,949,987 | \$ 373,678 | \$ 9,323,665 | \$ 9,295,336 | \$ 28,329 | 99.7% | 64.5% | 65.7% |
| Longmont (complete) | \$ 1,084,946 | \$ - | \$ 1,084,946 | \$ 1,084,946 | \$ - | 100.0% | 89.9% | 89.9% |
| Longmont - Countywide DPA (complete) | \$ 393,802 | \$ - | \$ 393,802 | \$ 393,802 | \$ - | 100.0% | 100.0% | 100.0% |
| TOTAL | \$ 10,428,735 | \$ 373,678 | \$ 10,802,413 | \$ 10,774,084 | \$ 28,329 | 99.7% | 72.6% | 69.4% |

| | | | | | | | | |
|--------------|---------------------|-------------|---------------------|---------------------|-------------------|--------------|------------|------------|
| ADMIN | \$ 2,250,902 | \$ - | \$ 2,250,902 | \$ 2,003,209 | \$ 247,693 | 89.0% | N/A | N/A |
|--------------|---------------------|-------------|---------------------|---------------------|-------------------|--------------|------------|------------|

| | | | | | | | | |
|-----------------|-------------------|-------------|-------------------|-------------------|-------------|---------------|------------|------------|
| PLANNING | \$ 107,151 | \$ - | \$ 107,151 | \$ 107,151 | \$ - | 100.0% | N/A | N/A |
|-----------------|-------------------|-------------|-------------------|-------------------|-------------|---------------|------------|------------|

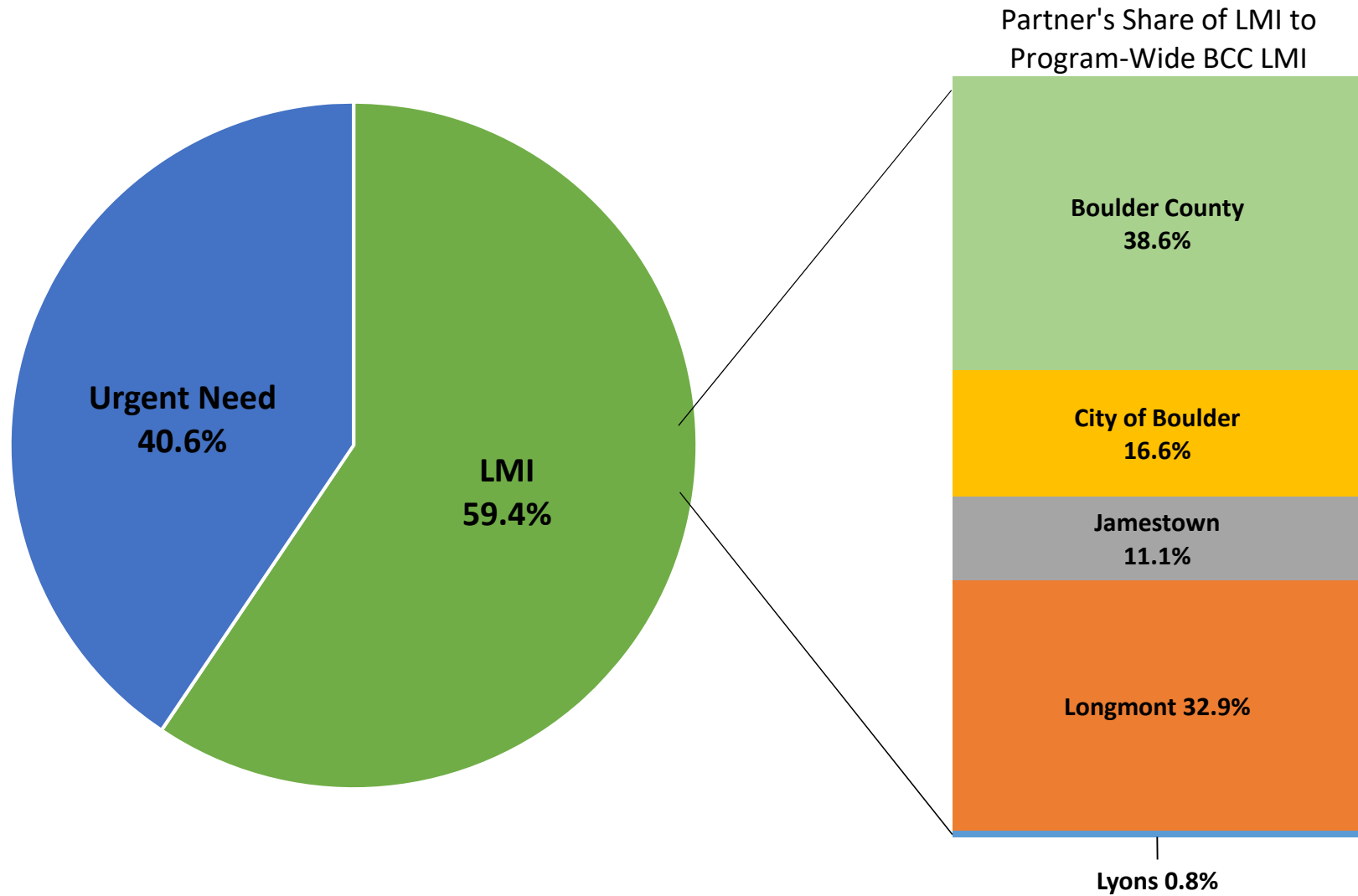
| | | | | | | | | |
|--------------------|----------------------|---------------------|----------------------|----------------------|---------------------|--------------|--------------|--------------|
| GRAND TOTAL | \$ 74,303,852 | \$ 1,643,797 | \$ 75,947,649 | \$ 68,348,373 | \$ 7,599,276 | 92.0% | 59.4% | 56.3% |
|--------------------|----------------------|---------------------|----------------------|----------------------|---------------------|--------------|--------------|--------------|

BCC Partner Funding for Entire Grant Program



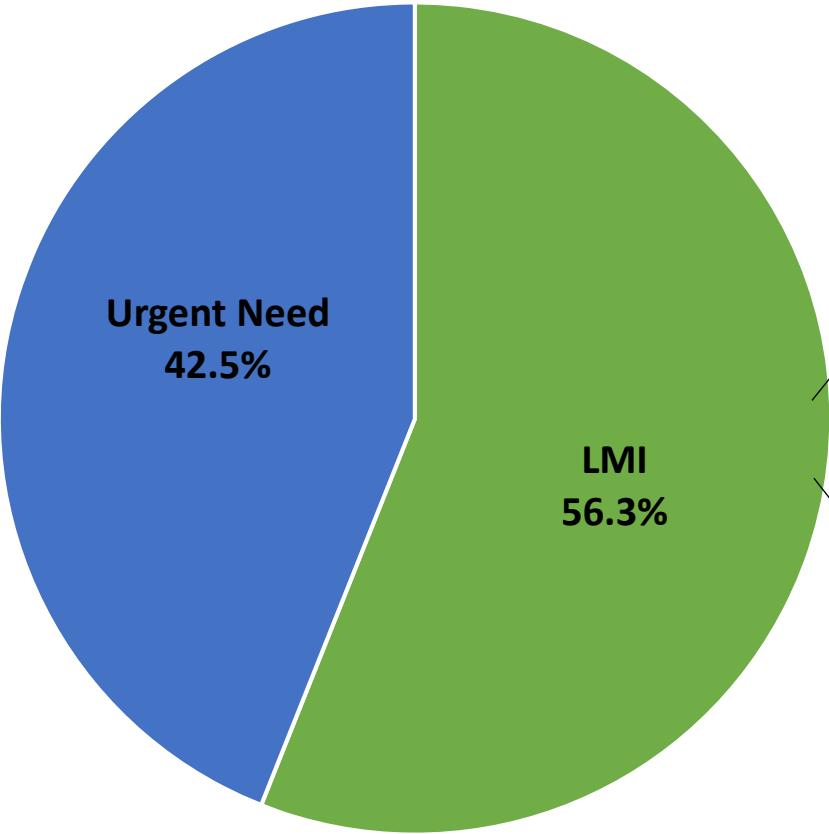
■ Funds Reimbursed | Percent Complete ■ Funds Remaining to be Reimbursed | Percent Incomplete

BCC **Projected** National Objective Percentages for Entire Grant Program

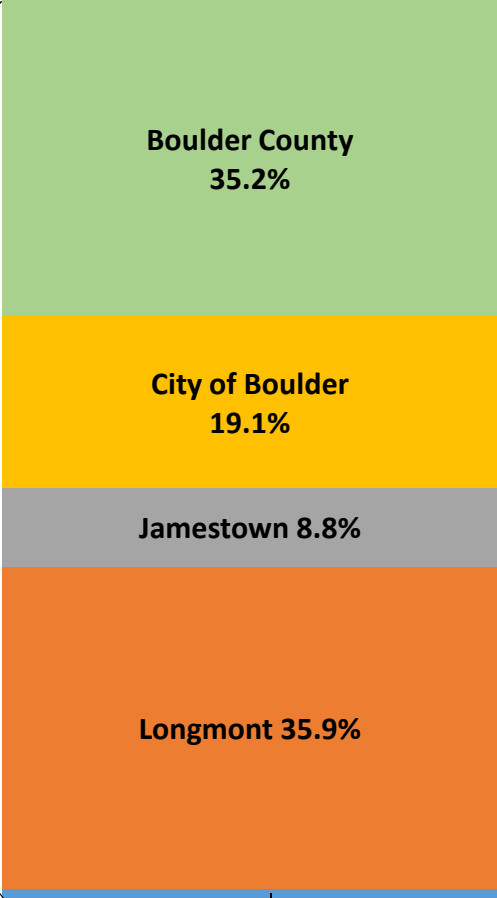


BCC **Actual** National Objective Percentages for Entire Grant Program

Based on Actual Draws as of 1/7/21



Partner's Share of LMI to Program-Wide BCC LMI



Lyons 0.9%