

BCC Program Snapshot

1/7/2021

	Committed Funding	Longmont Set-Aside PD	Total Funding	Reimbursed	Remaining to Reimburse	Percent Complete	LMI Projected (% of own funding)	LMI Actual (% of own funding)
INFRASTRUCTURE								
Boulder County*	\$ 22,468,624	\$ 173,014	\$ 22,641,638	\$ 19,625,286	\$ 3,016,351	86.7%	41.9%	35.7%
City of Boulder	\$ 7,132,563	\$ 10,133	\$ 7,142,696	\$ 7,142,696	\$ -	100.0%	100.0%	100.0%
Jamestown	\$ 3,123,252	\$ 149,481	\$ 3,272,732	\$ 3,272,732	\$ -	100.0%	100.0%	94.7%
Longmont*	\$ 14,845,969	\$ 212,935	\$ 15,058,904	\$ 10,592,549	\$ 4,466,355	70.3%	100.0%	100.0%
Louisville	\$ 974,587	\$ 3,686	\$ 978,272	\$ 978,272	\$ -	100.0%	0.0%	0.0%
Lyons*	\$ 11,267,475	\$ 686,542	\$ 11,954,017	\$ 9,671,717	\$ 2,282,300	80.9%	0.4%	3.5%
Nederland	\$ 150,497	\$ 9,082	\$ 159,579	\$ 159,579	\$ -	100.0%	0.0%	0.0%
SVLHWCD	\$ 510,000	\$ 25,246	\$ 535,246	\$ 477,605	\$ 57,641	89.2%	0.0%	0.0%
Uncommitted Funding	\$ 764,183	\$ -	\$ 764,183	\$ -	\$ 764,183	0.0%		
TOTAL	\$ 61,237,148	\$ 1,270,119	\$ 62,507,267	\$ 51,920,437	\$ 10,586,830	83.1%	58.9%	54.1%

*New committed project funding as of 10/2020 included

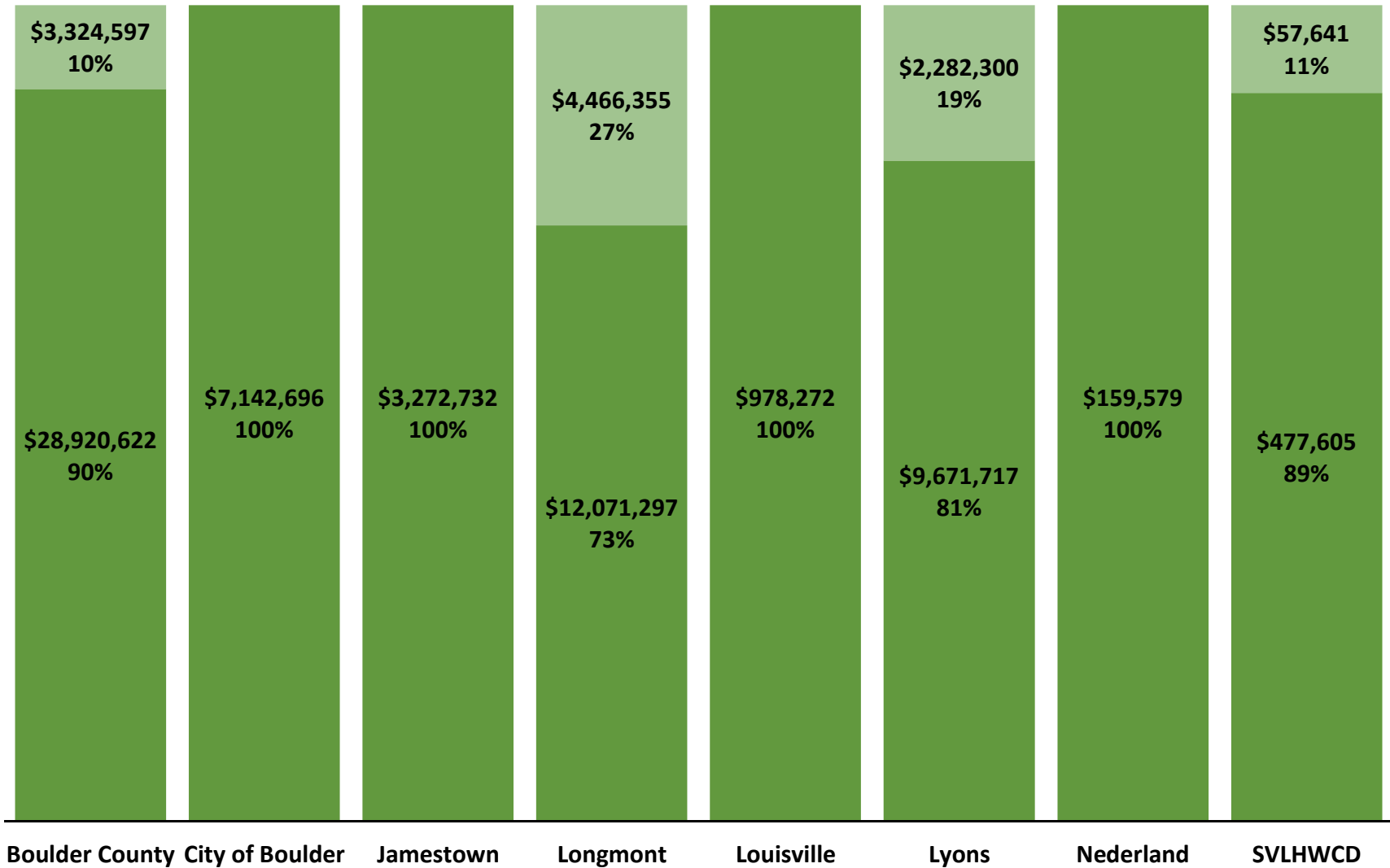
HOUSING								
Boulder County	\$ 9,175,053	\$ 428,528	\$ 9,603,581	\$ 9,295,336	\$ 308,246	96.8%	64.5%	65.7%
Longmont (complete)	\$ 1,084,946	\$ -	\$ 1,084,946	\$ 1,084,946	\$ -	100.0%	89.9%	89.9%
Longmont - Countywide DPA (complete)	\$ 393,802	\$ -	\$ 393,802	\$ 393,802	\$ -	100.0%	100.0%	100.0%
TOTAL	\$ 10,653,802	\$ 428,528	\$ 11,082,330	\$ 10,774,084	\$ 308,246	97.2%	72.6%	69.4%

ADMIN	\$ 2,250,902	\$ -	\$ 2,250,902	\$ 1,997,449	\$ 253,453	88.7%	N/A	N/A
--------------	---------------------	-------------	---------------------	---------------------	-------------------	--------------	------------	------------

PLANNING	\$ 107,151	\$ -	\$ 107,151	\$ 107,151	\$ -	100.0%	N/A	N/A
-----------------	-------------------	-------------	-------------------	-------------------	-------------	---------------	------------	------------

GRAND TOTAL	\$ 74,249,002	\$ 1,698,647	\$ 75,947,649	\$ 64,799,121	\$ 11,148,528	87.3%	59.4%	56.9%
--------------------	----------------------	---------------------	----------------------	----------------------	----------------------	--------------	--------------	--------------

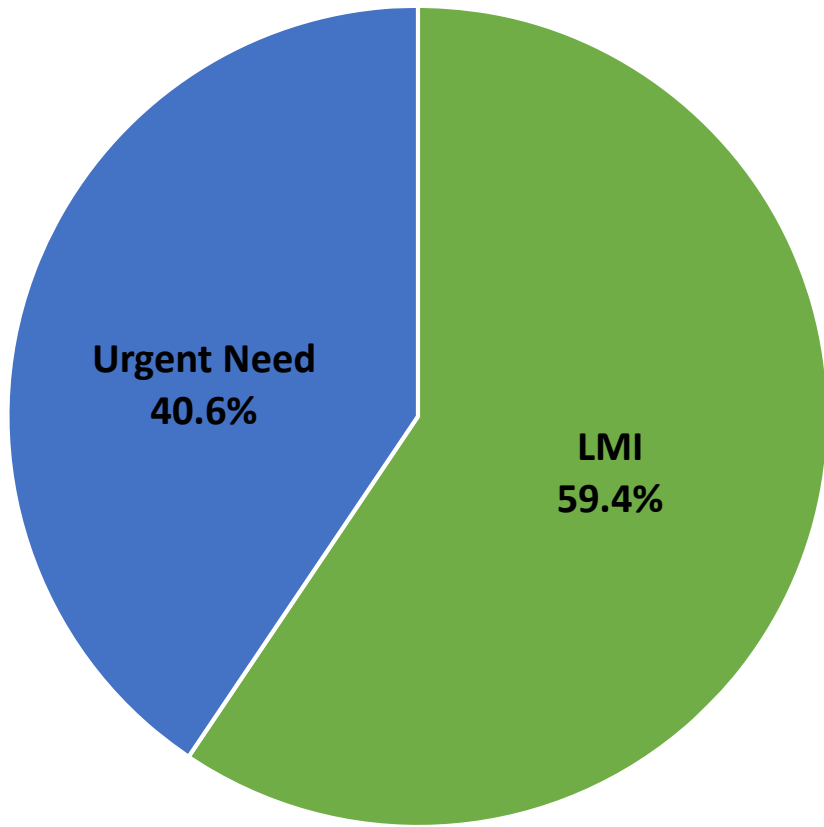
BCC Partner Funding for Entire Grant Program



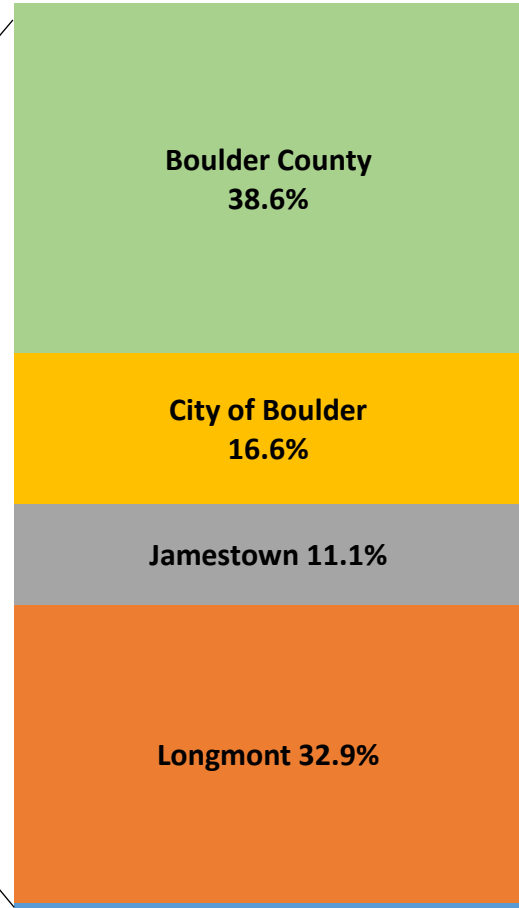
■ Funds Reimbursed | Percent Complete

■ Funds Remaining to be Reimbursed | Percent Incomplete

BCC **Projected** National Objective Percentages for Entire Grant Program



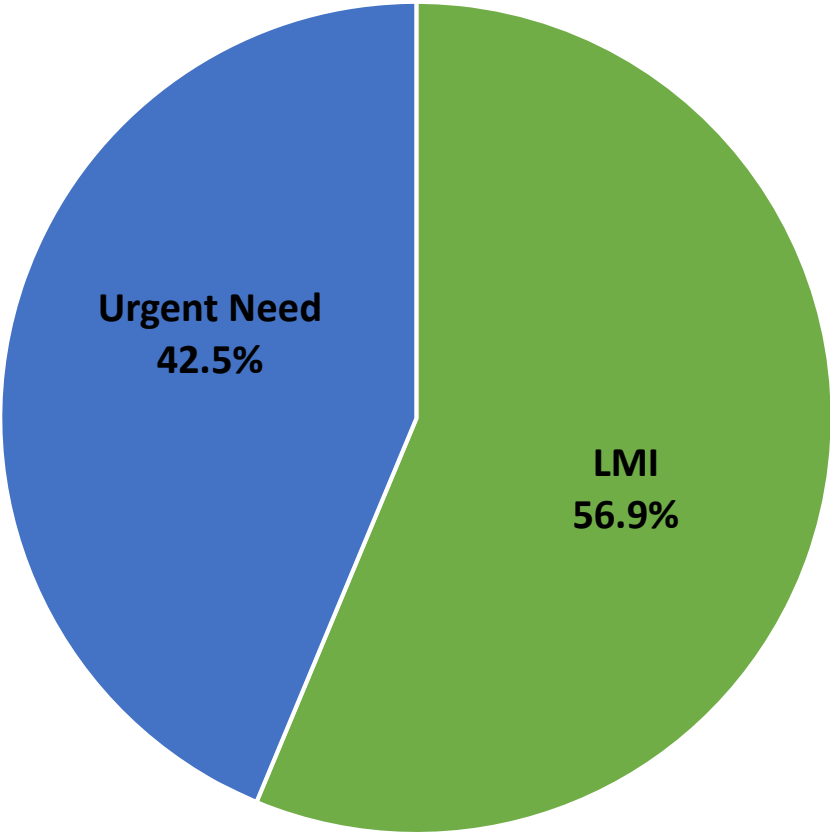
Partner's Share of LMI to Program-Wide BCC LMI



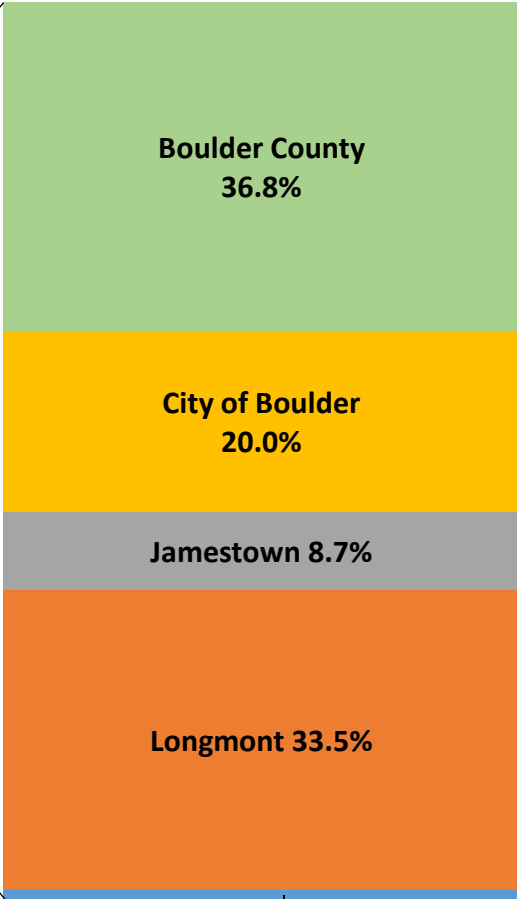
Lyons 0.8%

BCC **Actual** National Objective Percentages for Entire Grant Program

Based on Actual Draws as of 1/7/21



Partner's Share of LMI to Program-Wide BCC LMI



Lyons 1.0%