

BCC Program Snapshot

1/31/2019

	Funding	Reimbursed	Percent Complete	LMI Projected	LMI Actual
INFRASTRUCTURE					
Boulder County	\$ 23,828,911	\$ 12,690,408	53.3%	41.7%	24.6%
City of Boulder	\$ 7,132,563	\$ 7,050,104	98.8%	100.0%	100.0%
Jamestown	\$ 4,515,090	\$ 2,228,526	49.4%	100.0%	100.0%
Longmont	\$ 10,892,065	\$ 772,927	7.1%	100.0%	100.0%
Louisville	\$ 978,272	\$ 978,272	100.0%	0.0%	0.0%
Lyons	\$ 7,442,373	\$ 3,551,069	47.7%	0.0%	10.5%
Nederland	\$ 159,579	\$ 159,579	100.0%	0.0%	0.0%
SVLHWCD	\$ 450,000	\$ -	0.0%	0.0%	0.0%
Longmont Set Aside PD	\$ 673,042	\$ *			
Funding to Re-Allocate (Louisville&Ned)	\$ 71,839	\$ -			
TOTAL	\$ 56,143,734	\$ 27,430,884	48.9%	58.9%	49.4%

*Reimbursed amount included in Community line item

HOUSING					
Boulder County	\$ 12,944,132	\$ 3,639,110	28.1%	70.1%	74.1%
Longmont (complete)	\$ 1,284,428	\$ 1,081,247	84.2%	95.3%	93.0%
Longmont - BoCo HAP PD Set Aside	\$ 798,024	\$ *			
Longmont - Countywide DPA (complete)	\$ 1,000,000	\$ 393,802	39.4%	100.0%	100.0%
TOTAL	\$ 16,026,584	\$ 5,114,159	31.9%	73.7%	80.2%

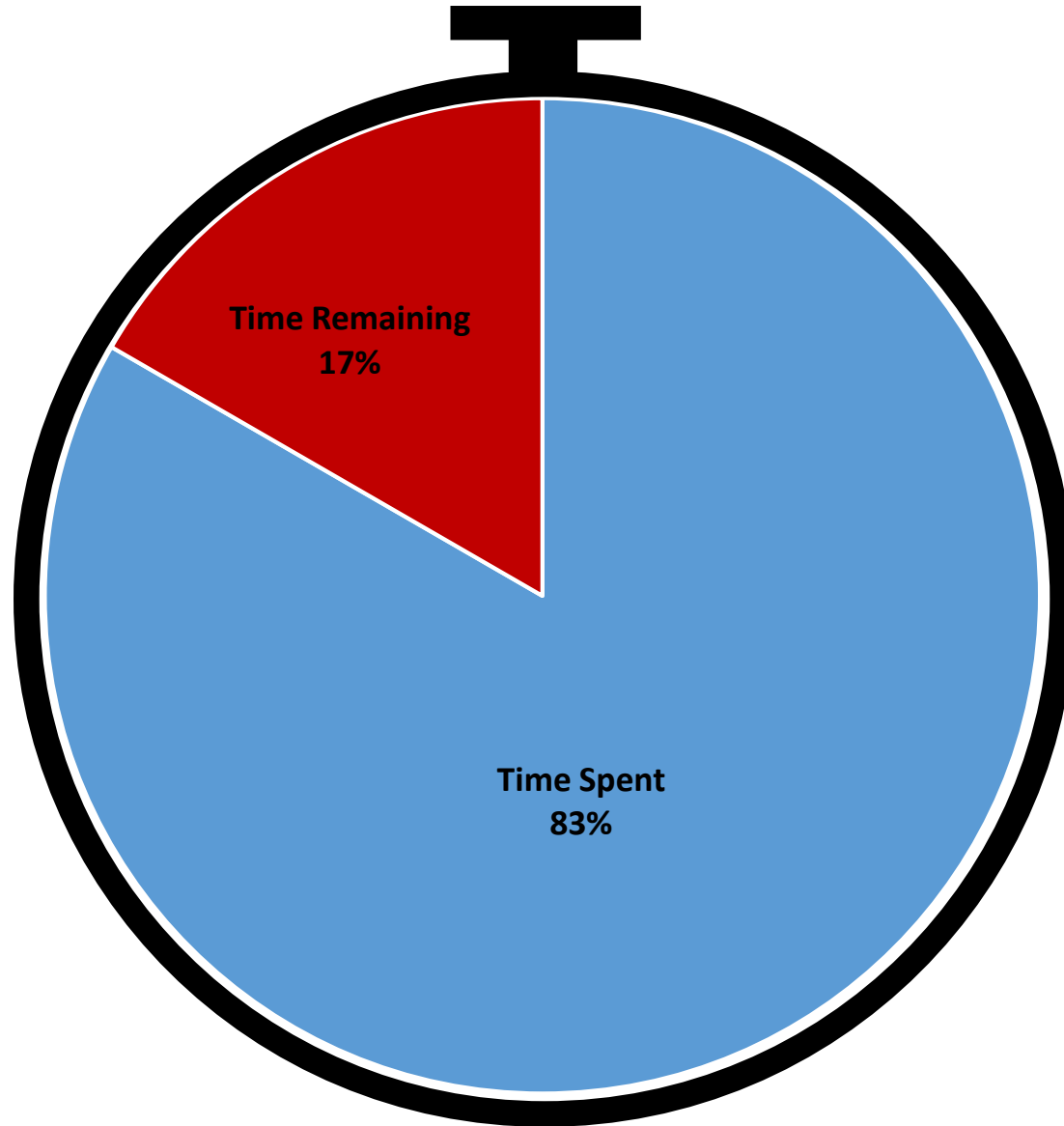
*Reimbursed amount included in Boulder County line item

ADMIN	\$ 2,171,109	\$ 1,759,440	81.0%	N/A	N/A
--------------	---------------------	---------------------	--------------	------------	------------

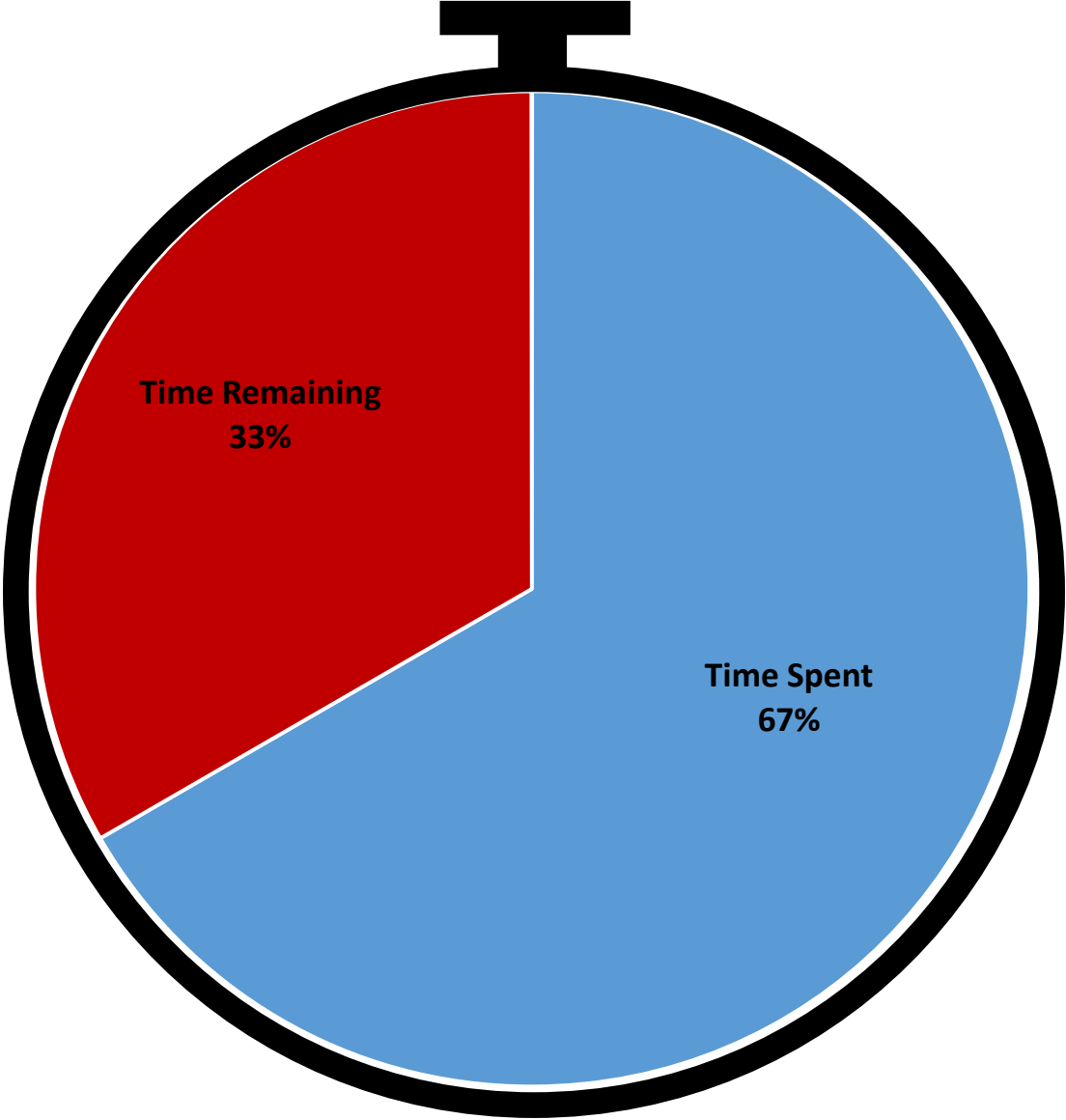
PLANNING	\$ 200,000	\$ 107,151	53.6%	N/A	N/A
-----------------	-------------------	-------------------	--------------	------------	------------

GRAND TOTAL	\$ 74,541,427	\$ 34,411,634	46.2%	62.0%	54.1%
--------------------	----------------------	----------------------	--------------	--------------	--------------

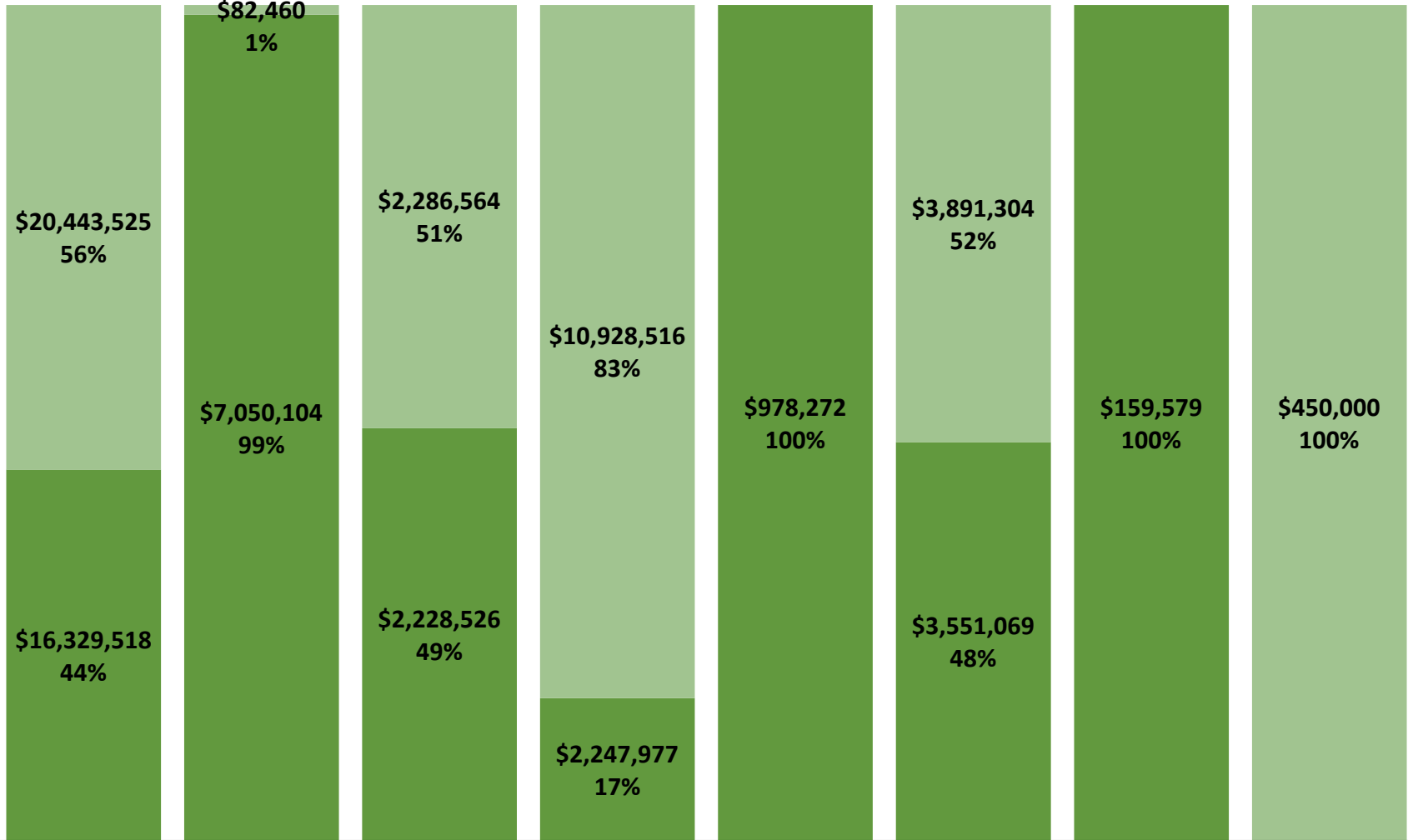
Original Grant Timeframe - 9/30/2019



Extended Grant Timeframe - 9/30/2020

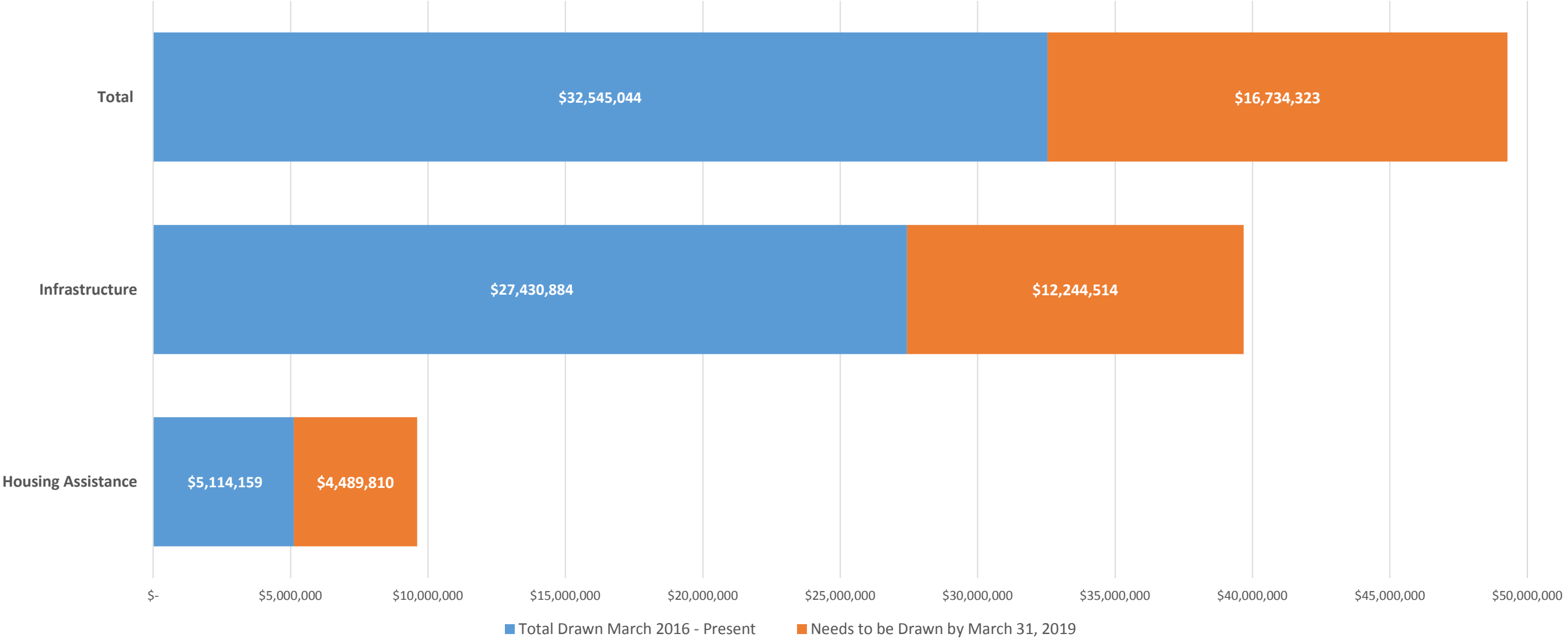


BCC Partner Funding for Entire Grant Program

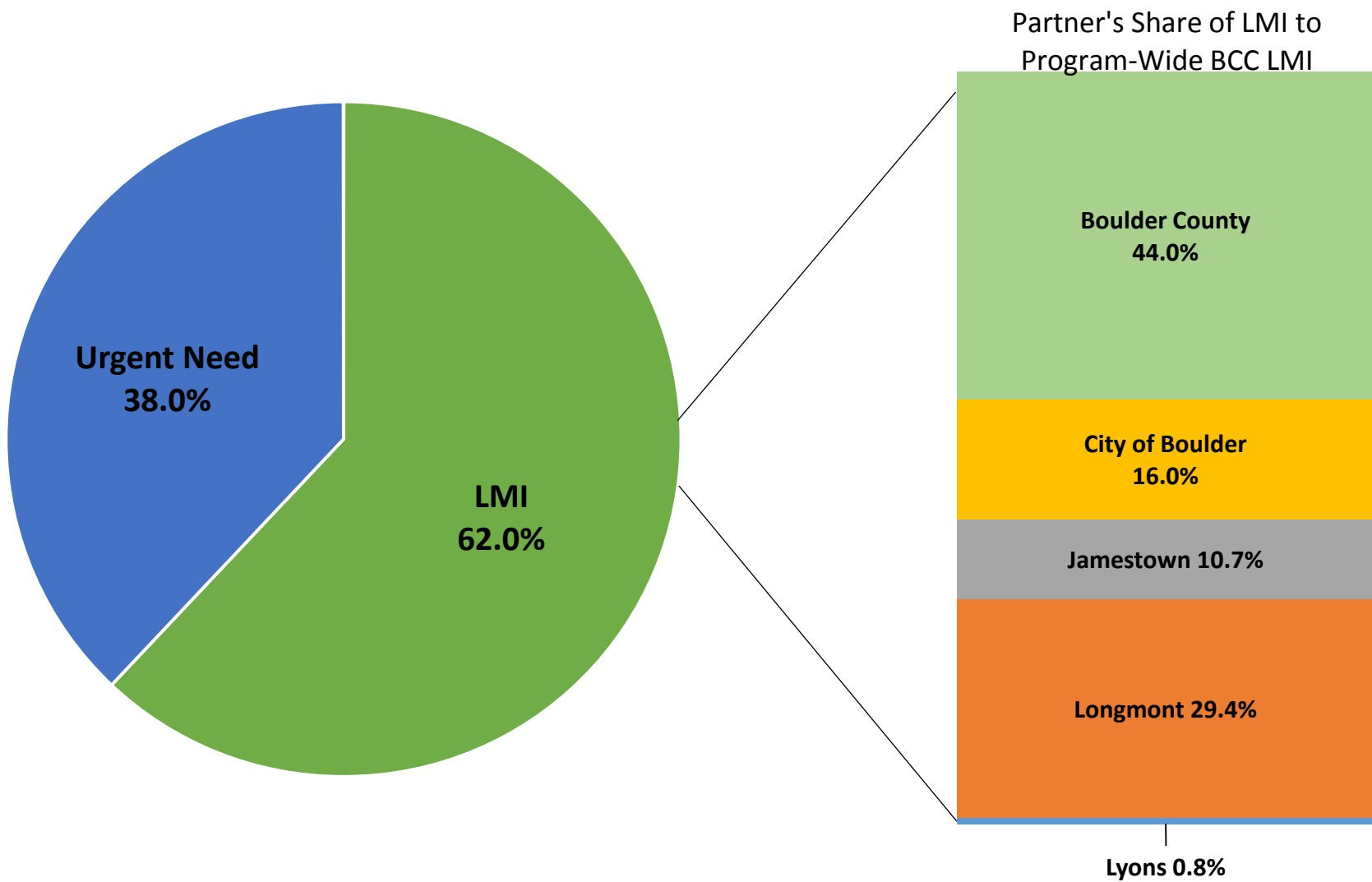


■ Funds Reimbursed | Percent Complete ■ Funds Remaining to be Reimbursed | Percent Incomplete

March 31, 2019 Obligation Deadline Progress

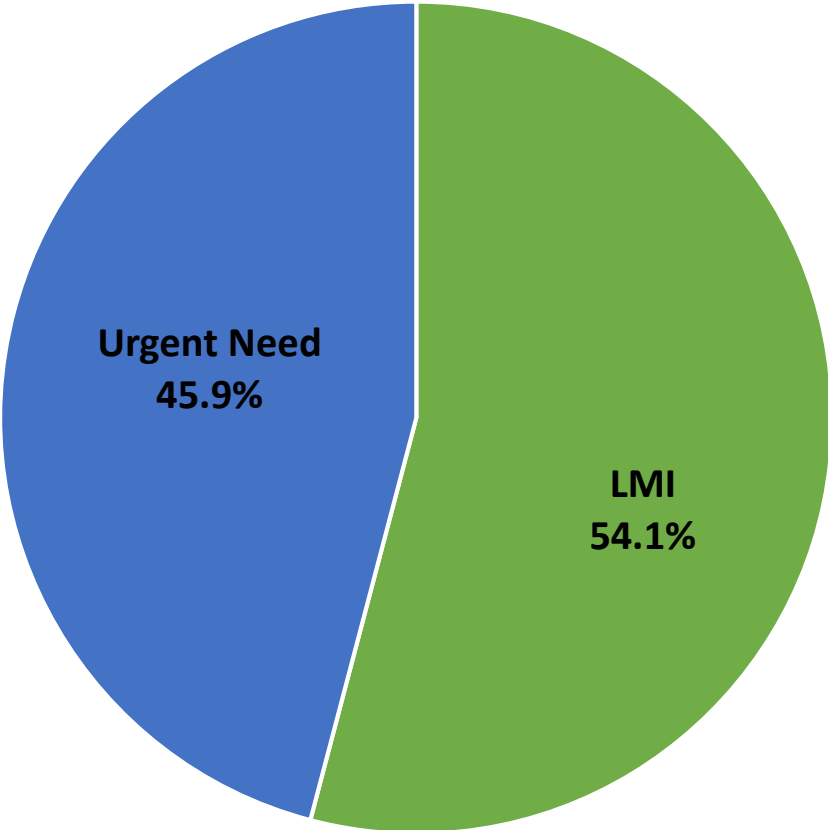


BCC **Projected** National Objective Percentages for Entire Grant Program



BCC **Actual** National Objective Percentages for Entire Grant Program

Based on Actual Draws as of 1/31/19



Partner's Share of LMI to Program-Wide BCC LMI

