

# BCC Program Snapshot

9/21/2018

	Funding	Reimbursed	Percent Complete	LMI Projected	LMI Actual
<b>INFRASTRUCTURE</b>					
Boulder County	\$ 23,828,911	\$ 12,293,679	51.6%	38.8%	24.6%
City of Boulder	\$ 7,132,563	\$ 7,045,038	98.8%	100.0%	100.0%
Jamestown	\$ 4,515,089	\$ 540,551	12.0%	100.0%	100.0%
Longmont	\$ 10,892,065	\$ -	0.0%	100.0%	0.0%
Louisville	\$ 978,272	\$ 978,272	100.0%	0.0%	0.0%
Lyons	\$ 7,442,374	\$ 3,172,390	42.6%	0.0%	10.7%
Nederland	\$ 161,537	\$ 151,537	93.8%	0.0%	0.0%
SVLHWCD	\$ 450,000	\$ -	0.0%	0.0%	0.0%
Longmont Set Aside PD	\$ 673,043	\$ *			
Funding to Re-Allocate (Louisville&Ned-TBD)	\$ 69,882	\$ -			
<b>TOTAL</b>	<b>\$ 56,143,736</b>	<b>\$ 24,181,467</b>	<b>43.1%</b>	<b>58.0%</b>	<b>43.6%</b>

\*Reimbursed amount included in Community line item

<b>HOUSING</b>					
Boulder County	\$ 12,944,132	\$ 2,539,483	19.6%	70.1%	68.7%
Longmont	\$ 2,284,427	\$ 1,475,049	64.6%	82.6%	93.0%
Longmont - BoCo HAP PD Set Aside	\$ 798,024	\$ *			
<b>TOTAL</b>	<b>\$ 16,026,583</b>	<b>\$ 4,014,532</b>	<b>25.0%</b>	<b>71.9%</b>	<b>77.8%</b>

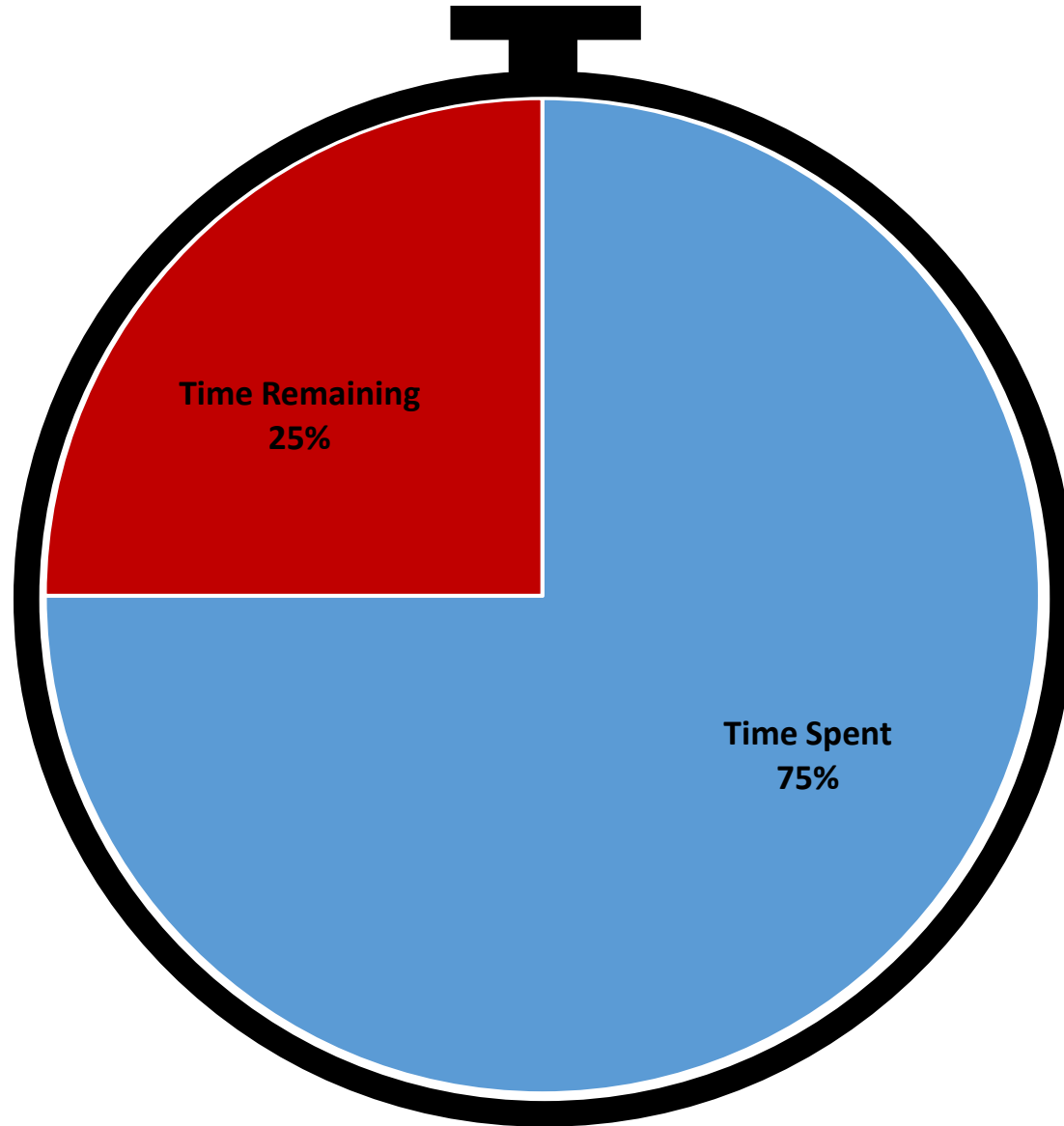
\*Reimbursed amount included in Boulder County line item

<b>ADMIN</b>	<b>\$ 2,171,109</b>	<b>\$ 1,642,575</b>	<b>75.7%</b>	<b>N/A</b>	<b>N/A</b>
--------------	---------------------	---------------------	--------------	------------	------------

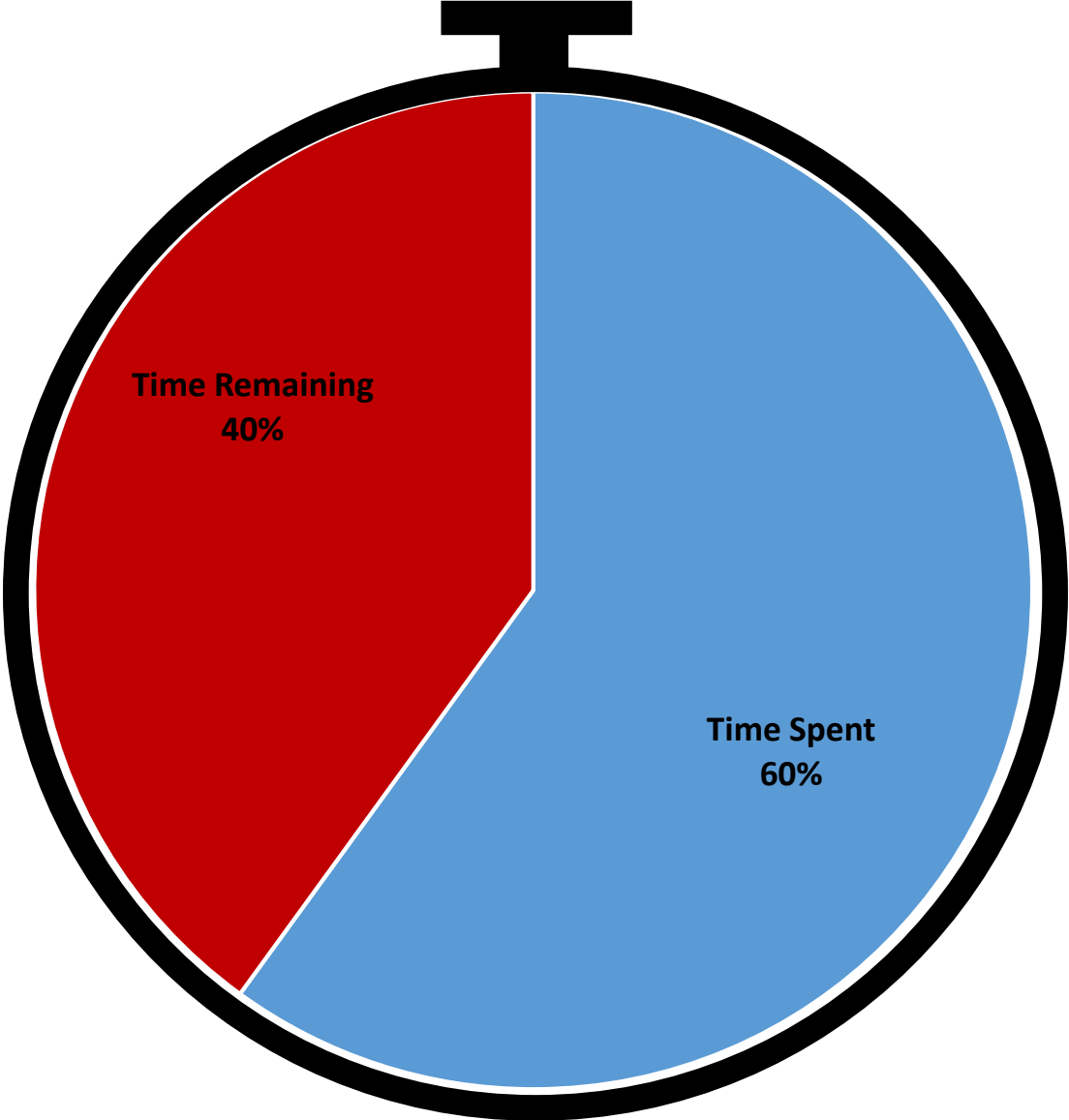
<b>PLANNING</b>	<b>\$ 200,000</b>	<b>\$ 68,060</b>	<b>34.0%</b>	<b>N/A</b>	<b>N/A</b>
-----------------	-------------------	------------------	--------------	------------	------------

<b>GRAND TOTAL</b>	<b>\$ 74,541,428</b>	<b>\$ 29,906,634</b>	<b>40.1%</b>	<b>61.1%</b>	<b>49.7%</b>
--------------------	----------------------	----------------------	--------------	--------------	--------------

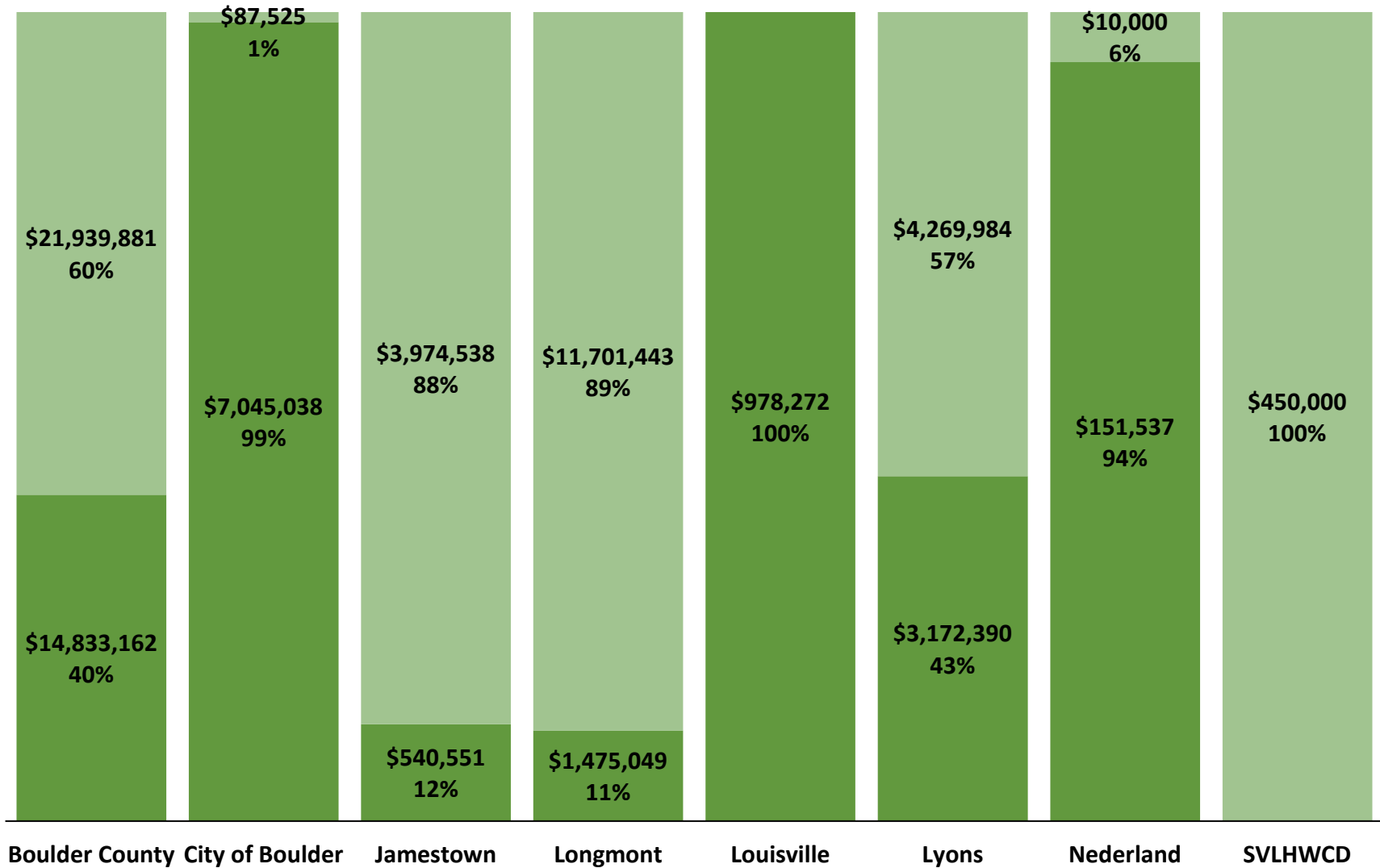
**Original Grant Timeframe - 9/30/2019**



**Extended Grant Timeframe - 9/30/2020**



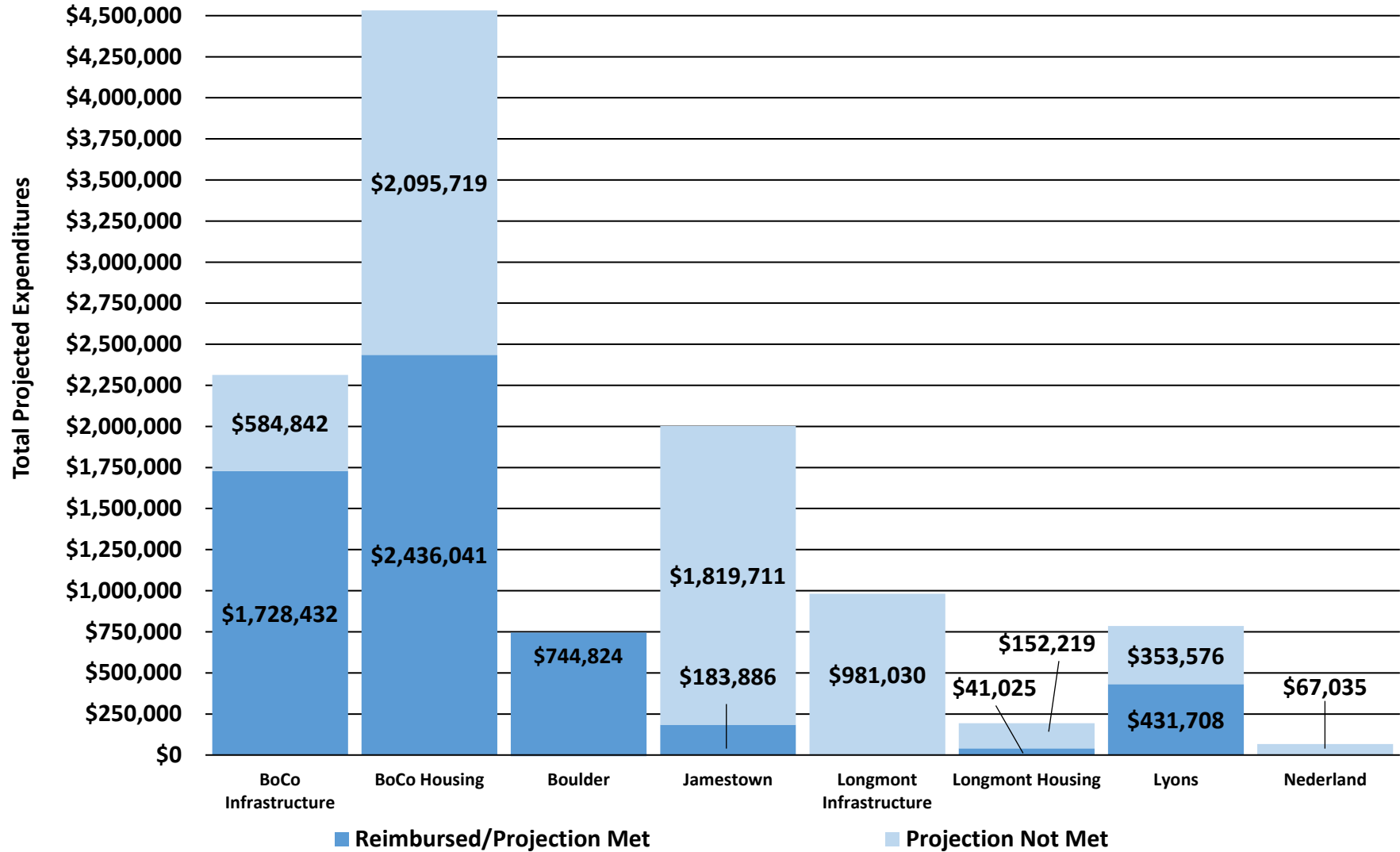
### BCC Partner Funding for Entire Grant Program



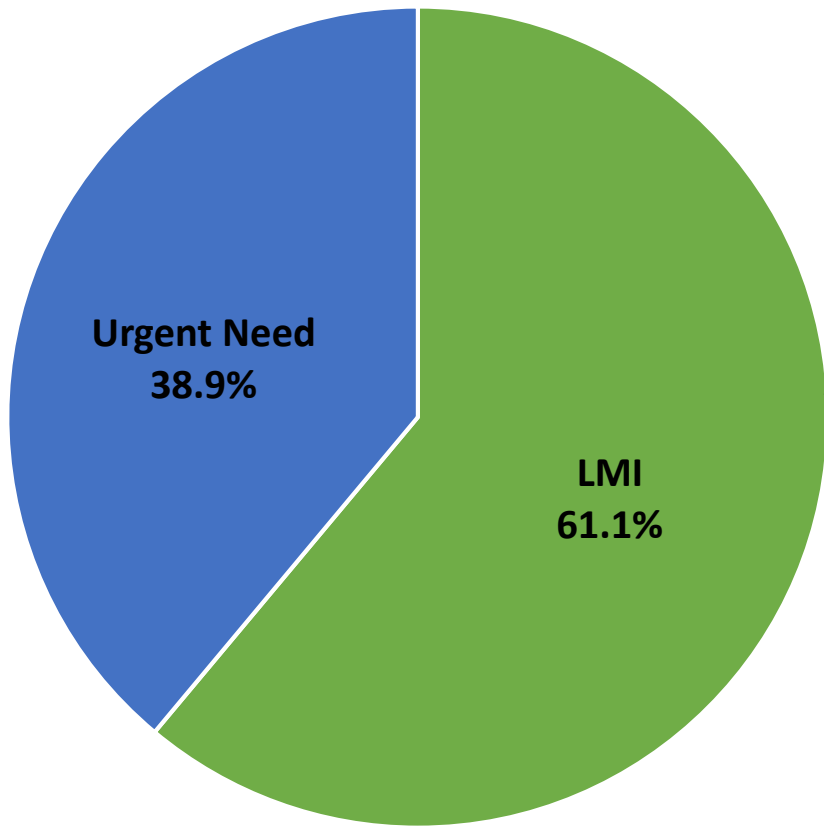
■ Funds Reimbursed | Percent Complete

■ Funds Remaining to be Reimbursed | Percent Incomplete

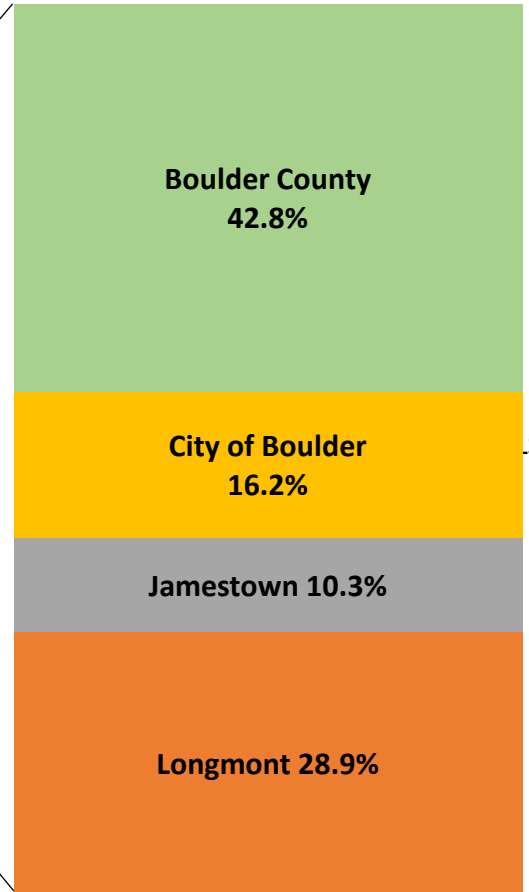
## BCC Partner Expenditures for September 2018 Expenditure Deadline



# BCC Projected National Objective Percentages for Entire Grant Program



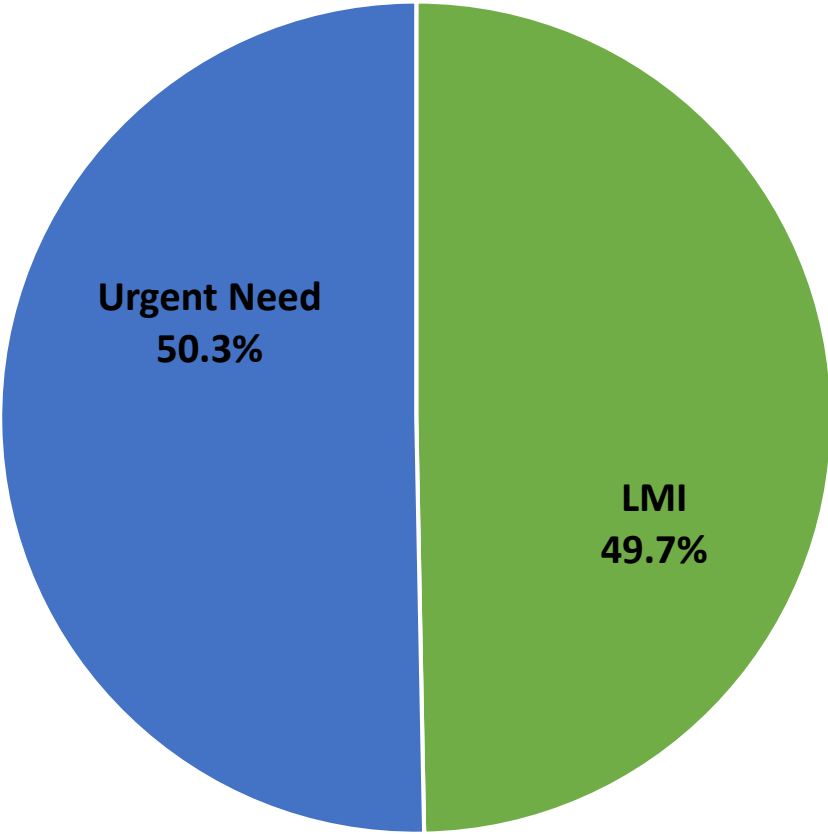
Partner's Share of LMI to Program-Wide BCC LMI



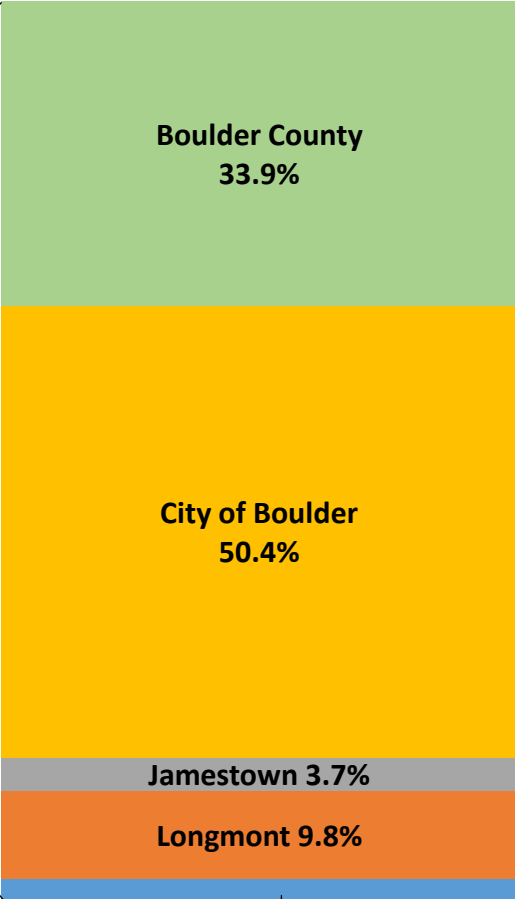
Lyons 0.0%

# BCC **Actual** National Objective Percentages for Entire Grant Program

Based on Actual Draws as of 9/20/18



Partner's Share of LMI to Program-Wide BCC LMI



Lyons 2.2%