

# BCC Program Snapshot

8/10/2018

	Funding	Reimbursed + August Draw	Percent Complete	LMI Projected	LMI Actual
<b>INFRASTRUCTURE</b>					
Boulder County	\$ 23,828,911	\$ 12,257,446	51.4%	40.9%	20.0%
City of Boulder	\$ 7,132,563	\$ 6,304,968	88.4%	100.0%	100.0%
Jamestown	\$ 4,515,089	\$ 428,226	9.5%	100.0%	100.0%
Longmont	\$ 10,892,065	\$ -	0.0%	100.0%	0.0%
Louisville	\$ 978,272	\$ 978,272	100.0%	0.0%	0.0%
Lyons	\$ 7,442,374	\$ 3,060,822	41.1%	3.6%	9.0%
Nederland	\$ 161,537	\$ 151,537	93.8%	0.0%	0.0%
SVLHWCD	\$ 450,000	\$ -	0.0%	0.0%	0.0%
Longmont Set Aside PD	\$ 673,043	\$ *			
Funding to Re-Allocate (Louisville&Ned-TBD)	\$ 69,882	\$ -			
<b>TOTAL</b>	<b>\$ 56,143,736</b>	<b>\$ 23,181,271</b>	<b>41.3%</b>	<b>58.0%</b>	<b>43.6%</b>

\*Reimbursed amount included in Community line item

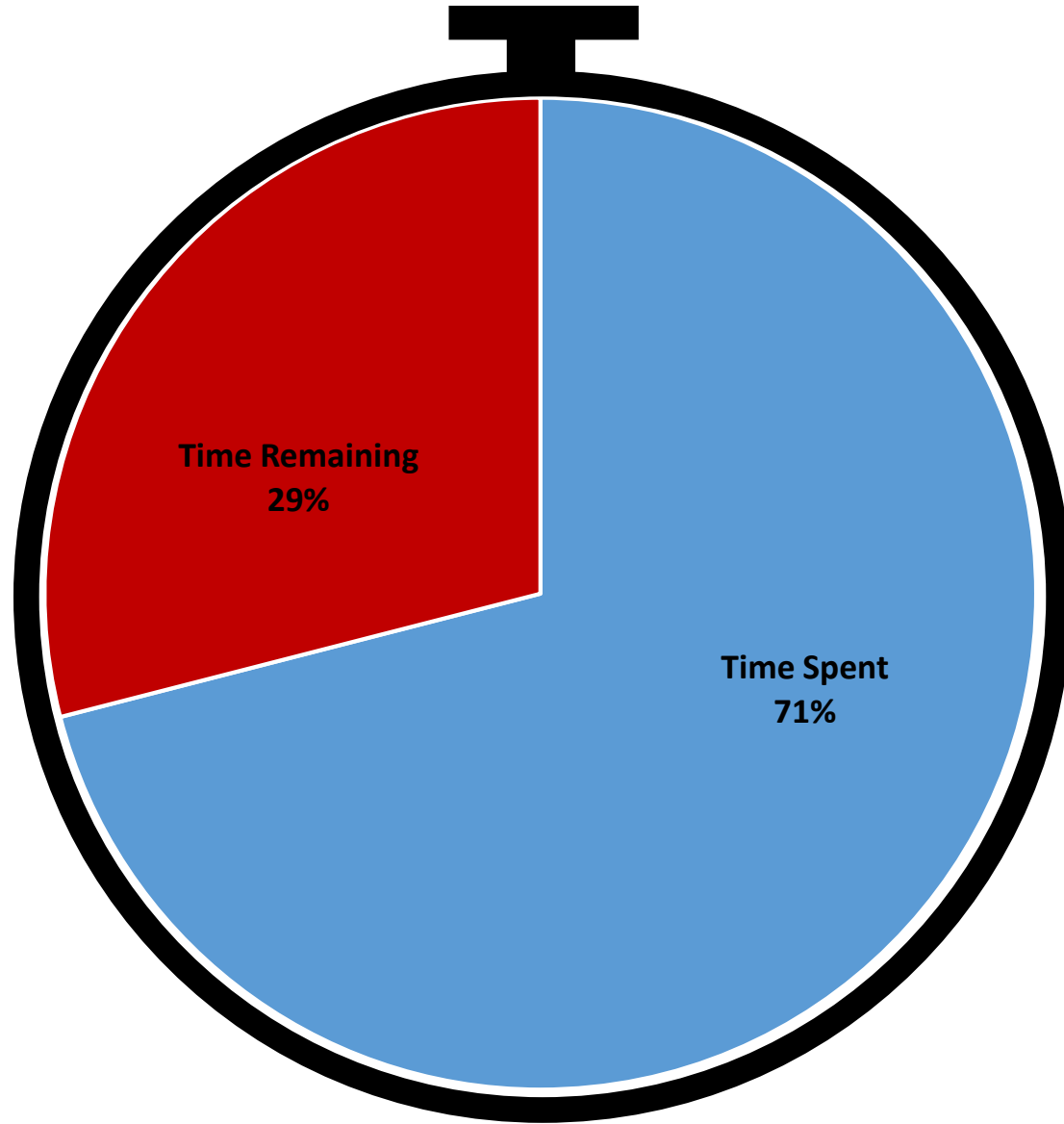
<b>HOUSING</b>					
Boulder County	\$ 12,944,132	\$ 1,058,949	8.2%	70.1%	48.7%
Longmont	\$ 2,284,427	\$ 1,449,196	63.4%	82.6%	92.5%
Longmont - BoCo HAP PD Set Aside	\$ 798,024	\$ 50,071	6.3%	70.4%	0.0%
<b>TOTAL</b>	<b>\$ 16,026,583</b>	<b>\$ 2,508,145</b>	<b>15.6%</b>	<b>71.9%</b>	<b>77.8%</b>

<b>ADMIN</b>	<b>\$ 2,171,109</b>	<b>\$ 1,525,229</b>	<b>70.3%</b>	<b>N/A</b>	<b>N/A</b>
--------------	---------------------	---------------------	--------------	------------	------------

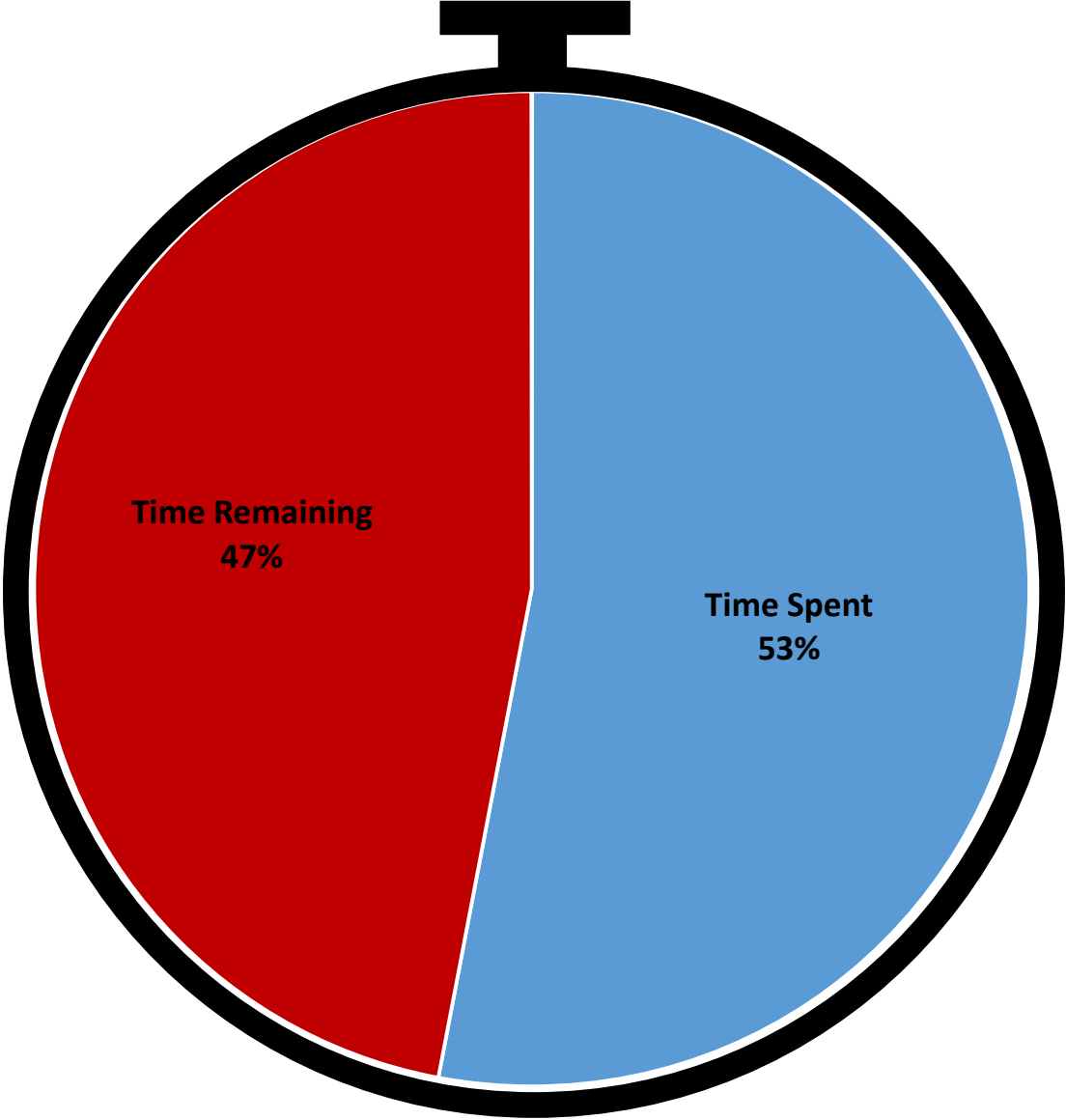
<b>PLANNING</b>	<b>\$ 200,000</b>	<b>\$ -</b>	<b>0.0%</b>	<b>N/A</b>	<b>N/A</b>
-----------------	-------------------	-------------	-------------	------------	------------

<b>GRAND TOTAL</b>	<b>\$ 74,541,428</b>	<b>\$ 27,214,645</b>	<b>36.5%</b>	<b>61.1%</b>	<b>46.6%</b>
--------------------	----------------------	----------------------	--------------	--------------	--------------

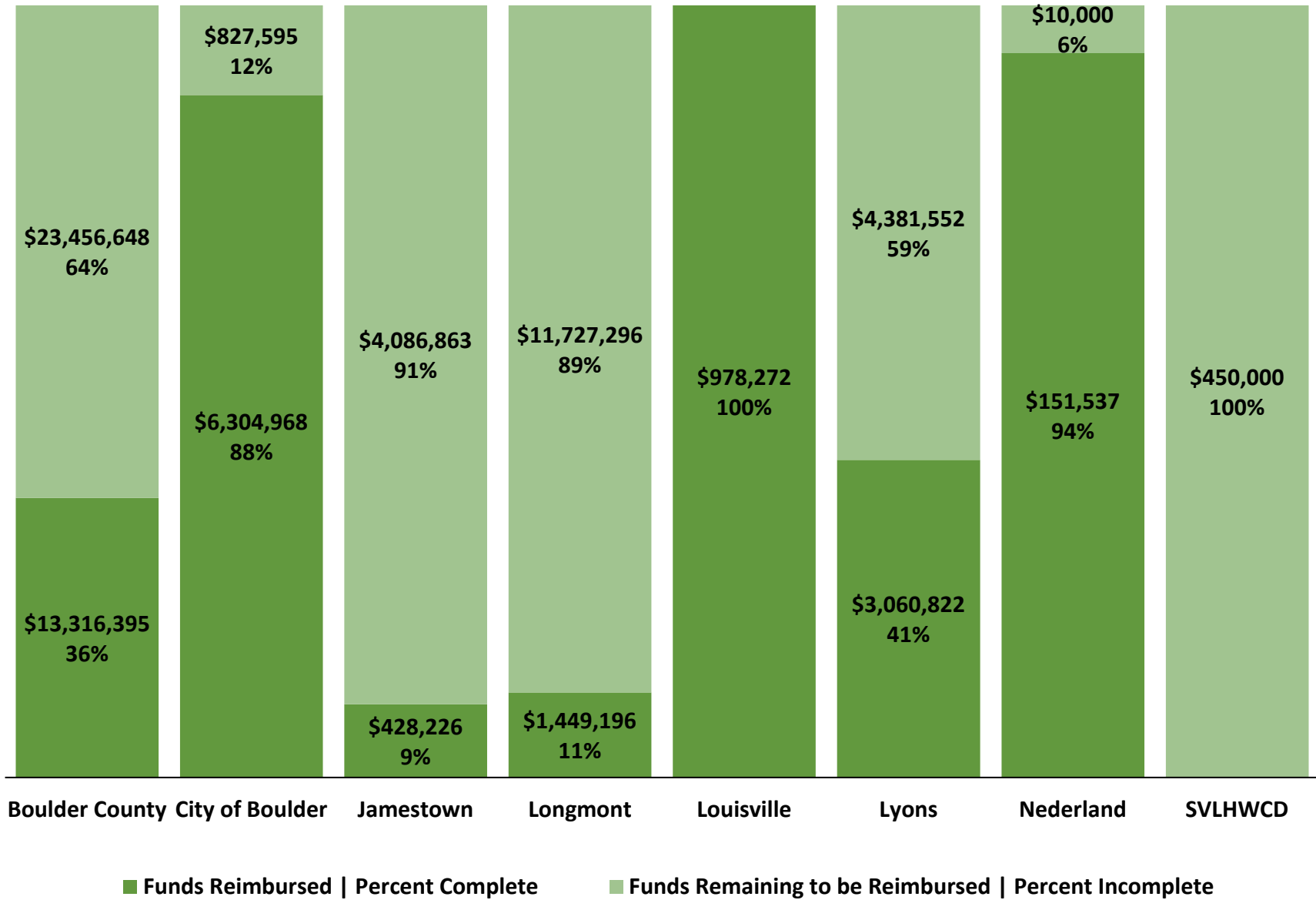
**Original Grant Timeframe - 9/30/2019**



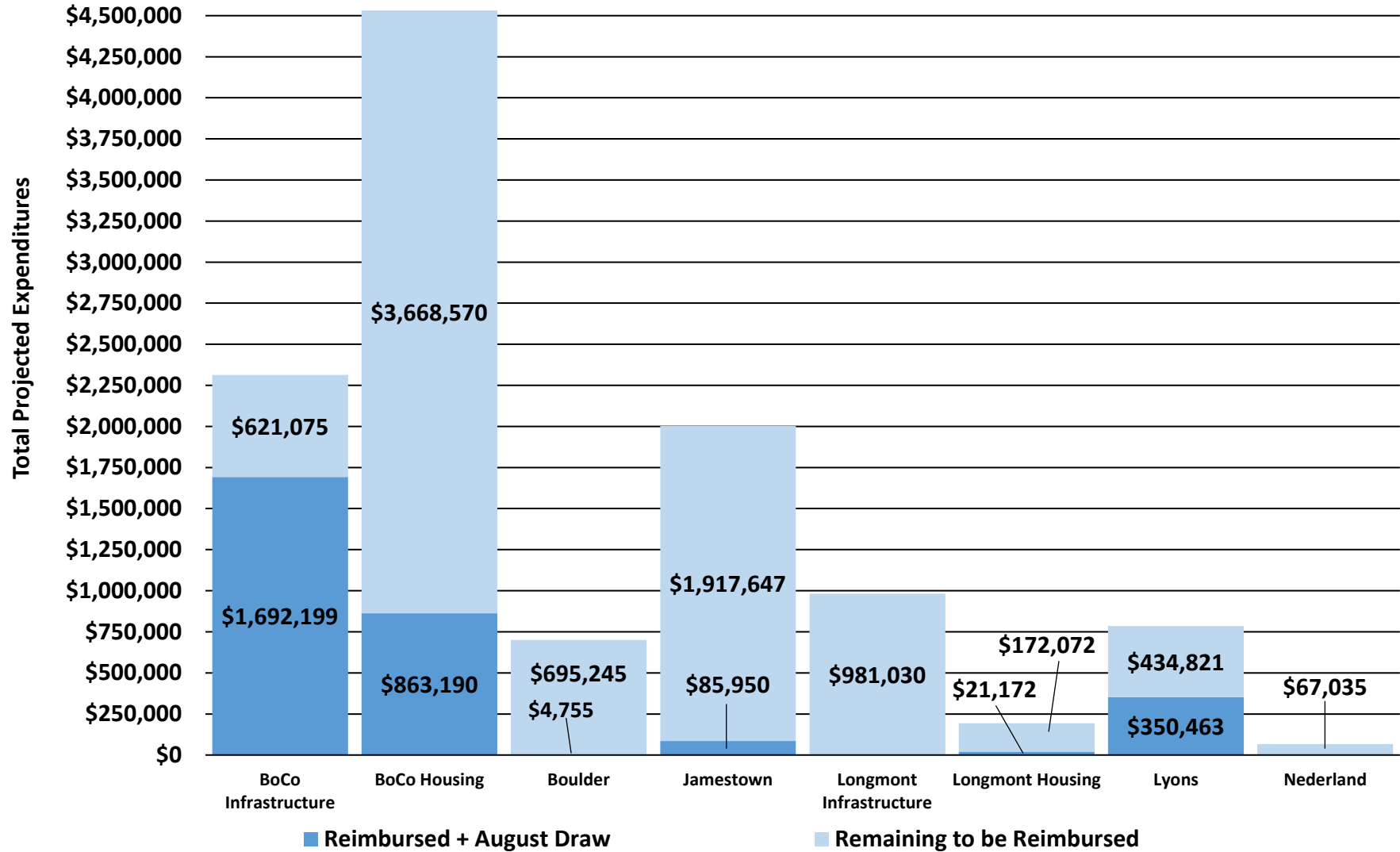
**Extended Grant Timeframe - 9/30/2020**



## BCC Partner Funding for Entire Grant Program

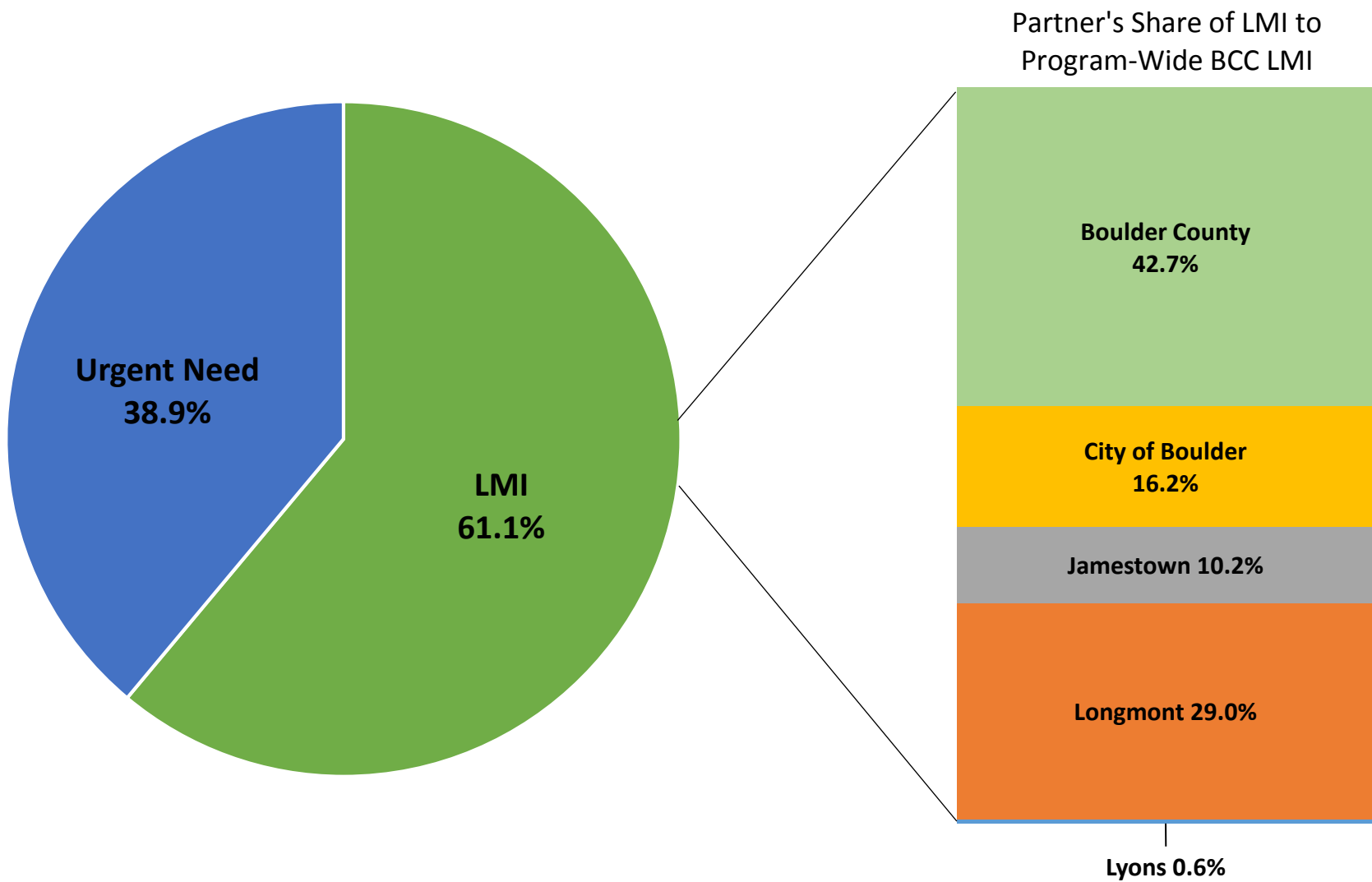


## BCC Partner Expenditures for September 2018 Expenditure Deadline



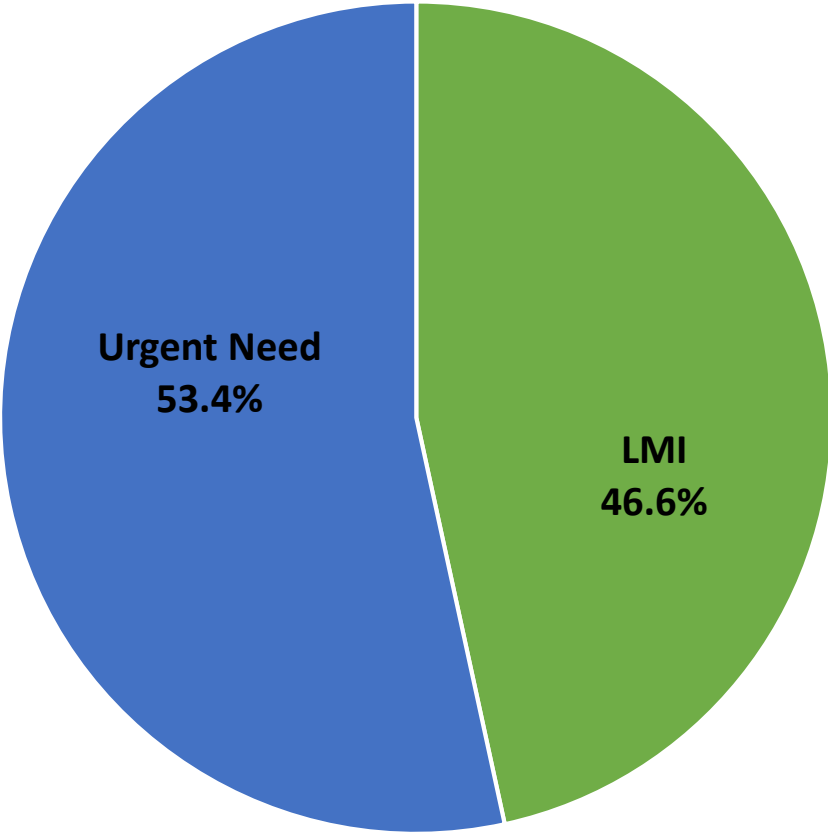
# BCC **Projected** National Objective Percentages for Entire Grant Program

Based on Best Available Data as of 8/10/18

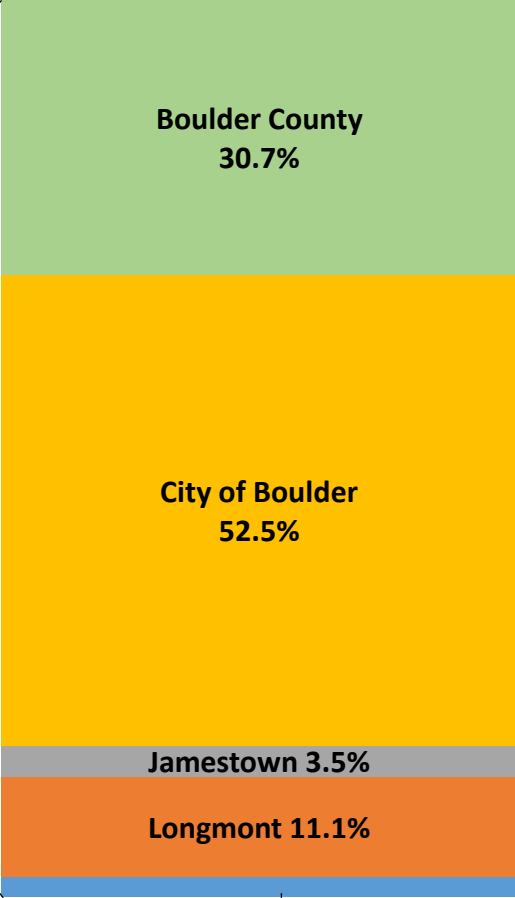


# BCC **Actual** National Objective Percentages for Entire Grant Program

Based on Actual Draws as of 8/10/18



Partner's Share of LMI to Program-Wide BCC LMI



Lyons 2.2%